




# Club Health Assessment for District 5M 1 through June 2025

			Status	Membership							Reports					Finance		LCIF
Club Number	Club Name	Charter Date		Current Member Count	YTD Members Added	YTD Members Dropped	YTD Net Growth	YTD Net Growth%	Member Count 12 Months Ago	Avg. length of service for dropped members	Months Since Last MMR ***	Yrs. Since Last Officer Report	President Rotation	Vice President Reported ****	Months Since Last Activity Report ***	Account Balance	Donations for current Fiscal Year	
			Number of times on status quo within last two years	If below 15 members appears				If net loss is greater than 20% appears			If no report in 3 months appears in	When more than one year appears in	Number of repeat terms	Notes the officers that do not have an active	If no report at 12 months appears in red			
Clubs more than two years old																		
33296	ADAMS	02/09/1977	Active	37	0	4	-4	-9.76%	41	4	6			P,S,T,M,VP SC	3		\$650.00	
Exc Award (06/30/2019, 06/30/2022, 06/30/20																		
43983	ALTURA	06/25/1984	Active	21	1	2	-1	-4.55%	22	21	1			P,S,T,M,VP SC	0		\$3,300.00	
Exc Award (06/30/2017, 06/30/2019, 06/30/20																		
3040	AUSTIN	10/19/1944	Active	62	10	3	7	12.73%	55	14	4			P,S,T,M,VP SC	5		\$150.00	
39025	AUSTIN MORNING	11/28/1980	Active	35	3	4	-1	-2.78%	36	7	1			P,S,T,M,VP SC	2		\$900.00	
Exc Award (06/30/2024)																		
145709	Bellechester Area	03/19/2021	Active	5	0	26	-26	-83.87%	31	4	0		None	P,S,T,M,VP SC	7			
42520	BROWNSVILLE	04/29/1983	Active	22	2	5	-3	-12.00%	25	14	2		3	P,S,T,M,VP SC	8	90+ Days	\$50.00	
3044	BYRON	11/18/1969	Active	19	0	4	-4	-17.39%	23	7	3			P,S,T,M,VP SC	9		\$1,200.00	
Exc Award (06/30/2017, 06/30/2018, 06/30/20																		
3045	CALEDONIA	01/11/1966	Active	18	1	2	-1	-5.26%	19	37	5			P,S,T,M,VP SC	6		\$200.00	
3046	CANNON FALLS	08/24/1973	Active	23	2	1	1	4.55%	22	33	4		2	P,S,T,M,VP SC	11		\$610.00	
3047	CHATFIELD	04/16/1969	Active	22	0	5	-5	-18.52%	27	9	4		3	P,S,T,M,VP SC	7		\$150.00	
33007	DENNISON	11/18/1976	Active	22	0	0	0	0.00%	22		25		7	P,S,T,M,VP SC	8			
3048	DODGE CENTER	05/20/1968	Active	24	1	5	-4	-14.29%	28	38	0			P,S,T,M,VP SC	5		\$310.00	
37760	EITZEN	12/28/1979	Active	53	4	4	0	0.00%	53	25	2			P,S,T,M,VP SC	2		\$1,000.00	
Exc Award (06/30/2017, 06/30/2024)																		
3052	GOODHUE	04/24/1964	Active	105	8	5	3	2.94%	102	18	0			P,S,T,M,VP SC	0		\$2,508.00	
Exc Award (06/30/2017, 06/30/2021, 06/30/20																		
78369	GRAND MEADOW	02/27/2004	Active	22	3	2	1	4.76%	21	10	10		3	P,S,T,M,VP SC	10			
3054	HARMONY	07/17/1947	Active	29	3	5	-2	-6.45%	31	6	0			P,S,T,M,VP SC	1		\$500.00	
Exc Award (06/30/2021)																		
3055	HAYFIELD	05/16/1966	Active	37	0	1	-1	-2.63%	38	55	5			P,S,T,M,VP SC	1		\$50.00	
35524	HOKAH	05/08/1978	Active	28	0	3	-3	-9.68%	31	18	2		4	P,S,T,M,VP SC	6			
62892	HOUSTON	03/13/2000	Active	34	3	0	3	9.68%	31		9			P,S,T,M,VP SC	0		\$500.00	



# Club Health Assessment for District 5M 1 through June 2025

			Status	Membership						Reports					Finance	LCIF	
Club Number	Club Name	Charter Date		Current Member Count	YTD Members Added	YTD Members Dropped	YTD Net Growth	YTD Net Growth%	Member Count 12 Months Ago	Avg. length of service for dropped members	Months Since Last MMR ***	Yrs. Since Last Officer Report	President Rotation	Vice President Reported ****	Months Since Last Activity Report ***	Account Balance	Donations for current Fiscal Year
			Number of times on status quo within last two years	If below 15 members appears				If net loss is greater than 20% appears			If no report in 3 months appears in	When more than one year appears in	Number of repeat terms	Notes the officers that do not have an active	If no report at 12 months appears in red		
Exc Award (06/30/2022, 06/30/2024)																	
34502	KASSON MANTORVILLE L C	10/18/1977	Active	79	3	7	-4	-4.82%	83	9	0			P,S,T,M,VP SC	0		\$1,150.00
Exc Award (06/30/2017, 06/30/2021, 06/30/2024)																	
38891	KELLOGG	09/23/1980	Active	34	0	0	0	0.00%	34		1			P,S,T,M,VP SC	6		\$75.00
3056	KENYON	08/28/1945	Active	2	0	3	-3	-60.00%	5	52	0		10	P,S,T,M,VP SC	7		
3059	LA CRESCENT	10/18/1965	Active	58	4	5	-1	-1.69%	59	5	0			P,S,T,M,VP SC	0		\$2,600.00
Exc Award (06/30/2018, 06/30/2022, 06/30/2024)																	
3057	LAKE CITY	09/17/1973	Active	65	11	7	4	6.56%	61	17	1			P,S,T,M,VP SC	2		\$1,050.00
Exc Award (06/30/2024)																	
120279	Le Roy	09/05/2013	Active	16	0	0	0	0.00%	16		2			P,S,T,M,VP SC	1		\$650.00
Exc Award (06/30/2024)																	
3061	LEWISTON	01/24/1957	Active	24	1	5	-4	-14.29%	28	18	0		4	P,S,T,M,VP SC	2		\$1,050.00
Exc Award (06/30/2017)																	
3062	LYLE	10/01/1958	Active	17	2	4	-2	-10.53%	19	9	1			P,S,T,M,VP SC	6		
3063	MABEL	11/10/1944	Active	41	1	3	-2	-4.65%	43	8	6		2	P,S,T,M,VP SC	7		\$1,000.00
3065	MAZEPPA	02/20/1973	Active	88	8	7	1	1.15%	87	22	1		None	P,S,T,M,VP SC	9		\$1,000.00
Exc Award (06/30/2024)																	
119759	Oronoco	06/21/2013	Active	14	1	2	-1	-6.67%	15	12	1			P,S,T,M,VP SC	6		\$100.00
55484	OSTRANDER	03/31/1994	Active	15	0	0	0	0.00%	15		37		8	P,S,T,M,VP SC	6		\$100.00
3069	PINE ISLAND	01/26/1961	Active	62	6	3	3	5.08%	59	16	1			P,S,T,M,VP SC	2		\$200.00
Exc Award (06/30/2017, 06/30/2021)																	
3070	PLAINVIEW	11/29/1967	Active	38	0	1	-1	-2.56%	39	29	7			P,S,T,M,VP SC	8		\$201.00
Exc Award (06/30/2017, 06/30/2019, 06/30/2024)																	
3071	PRESTON	11/27/1944	Active	32	12	2	10	45.45%	22	8	3		7	P,S,T,M,VP SC	6		\$25.00
43846	RACINE	05/29/1984	Active	19	1	2	-1	-5.00%	20	38	11		7	P,S,T,M,VP SC	7		
3072	RED WING	07/16/1946	Active	37	0	2	-2	-5.13%	39	5	2			P,S,T,M,VP SC	1		\$1,250.00
Exc Award (06/30/2022)																	
31420	ROCHESTER 76	12/02/1975	Active	21	3	2	1	5.00%	20	21	1			P,S,T,M,VP SC	1		\$1,875.00



## Club Health Assessment for District 5M 1 through June 2025

			Status	Membership							Reports					Finance		LCIF
Club Number	Club Name	Charter Date		Current Member Count	YTD Members Added	YTD Members Dropped	YTD Net Growth	YTD Net Growth%	Member Count 12 Months Ago	Avg. length of service for dropped members	Months Since Last MMR ***	Yrs. Since Last Officer Report	President Rotation	Vice President Reported ****	Months Since Last Activity Report ***	Account Balance	Donations for current Fiscal Year	
			Number of times on status quo within last two years	If below 15 members appears				If net loss is greater than 20% appears			If no report in 3 months appears in	When more than one year appears in	Number of repeat terms	Notes the officers that do not have an active	If no report at 12 months appears in red			
Exc Award (06/30/2022)														P,S,T,M,VP SC	2		\$1,450.00	
3073	ROCHESTER HOST	10/21/1938	Active	31	6	2	4	14.81%	27	27	5							
Exc Award (06/30/2017)														P,S,T,M,VP SC	2		\$1,650.00	
42521	ROCHESTER MORNING PRIDE	04/29/1983	Active	24	0	4	-4	-14.29%	28	11	2							
3074	RUSHFORD	06/18/1942	Active	30	2	3	-1	-3.23%	31	20	1		2	P,S,T,M,VP SC	2		\$40.00	
3076	SPRING GROVE	03/29/1966	Active	33	10	1	9	37.50%	24	21	0		2	P,S,T,M,VP SC	6		\$100.00	
3075	ST CHARLES	09/10/1947	Active	33	5	5	0	0.00%	33	7	0		6	P,S,T,M,VP SC	9		\$100.00	
Exc Award (06/30/2016)														P,S,T,M,VP SC	0		\$1,250.00	
3077	STEWARTVILLE	05/13/1968	Active	35	1	3	-2	-5.41%	37	38	0			P,S,T,M,VP SC	0		\$1,250.00	
78765	STEWARTVILLE MORNING	04/12/2004	Active	71	7	5	2	2.90%	69	5	0			P,S,T,M,VP SC	1		\$7,761.00	
Exc Award (06/30/2018, 06/30/2019, 06/30/2020)																		
153917	Wabasha Area Lions	05/11/2023	Active(1)	25	0	6	-6	-19.35%	31	2	0		3	P,S,T,M,VP SC	6			
3078	WANAMINGO	07/11/1955	Active	23	0	0	0	0.00%	23		4			P,S,T,M,VP SC	7		\$60.00	
Exc Award (06/30/2017)														P,S,T,M,VP SC	6		\$2,300.00	
3081	WINONA	04/16/1935	Active	35	1	1	0	0.00%	35	41	1			P,S,T,M,VP SC	6		\$2,300.00	
Exc Award (06/30/2024)														P,S,T,M,VP SC	5		\$1,240.00	
58289	WINONA RIVERTOWN	05/20/1996	Active	15	3	3	0	0.00%	15	29	0			P,S,T,M,VP SC	5		\$1,240.00	
Exc Award (06/30/2019)														P,S,T,M,VP SC	7		\$35.00	
36370	WYKOFF	12/29/1978	Active	10	1	0	1	11.11%	9		5		6	P,S,T,M,VP SC	7		\$35.00	
143807	Zumbro Falls Lioness	12/07/2020	Active	17	0	2	-2	-10.53%	19	3	1			P,S,T,M,VP SC	2		\$50.00	
126857	Zumbrota	02/12/2016	Active	17	0	0	0	0.00%	17		14		3	P,S,T,M,VP SC	1		\$50.00	

Clubs Cancelled Previous Fiscal Year – Clubs Cancelled within last 12 months may be reinstated

Club Number	Club Name	Charter Date	Current Status*	Cancellation Date
139813	West Concord Community Lions	09/26/2019	Cancelled(6*)	04/29/2024



# Club Health Assessment for District 5M 1 through June 2025

Club NumberClub NameCharter Date			Status		Membership								Reports					Finance		LCIF
					Current Member Count	YTD Members Added	YTD Members Dropped	YTD Net Growth	YTD Net Growth%	Member Count 12 Months Ago	Avg. length of service for dropped members	Months Since Last MMR ***	Yrs. Since Last Officer Report	President Rotation	Vice President Reported ****	Months Since Last Activity Report ***	Account Balance	Donations for current Fiscal Year		
			Number of times on status quo within last two years	If below 15 members appears				If net loss is greater than 20% appears			If no report in 3 months appears in	When more than one year appears in	Number of repeat terms	Notes the officers that do not have an active	If no report at 12 months appears in red					
Current Total Clubs Count	YTD New Clubs Count	YTD Cancelled Clubs Count	YTD Net Club Gain	Current Total Members Count	YTD Add	YTD Drop	YTD Net Growth	YTD Net Growth %	Member Count 12 Months Ago	Average Member Count Per Club	% of Clubs with less than 20 members	% No MMR in 3 Months	% No Officer Report in 12 Months	% of Clubs with balance 90+ days	Number of Clubs in Status Quo	% Status Quo Clubs in Financial Suspension	Number of Cancelled Clubs	Average Cancelled Club Age	Members Lost Due to Cancellation	% of Clubs Cancelled for Non-Financial Reasons
51	0	0	0	1,679	130	171	-41	-2.38%	1,720	33	25%	37%	0%	2%	0	0%	0	0	0	0%

\* - P - Priority Club. Cancellation Reasons: 1-Objectives/conduct, 2-Non-active club, 5-Non-existing club, 6-Disbanding, 7-Merger, 8-Financial Suspension, 9-District/Multiple District Dues.

\*\* - Abbreviation: P-President, S-Secretary, T-Treasurer, M-Member Chairperson, VP-First Vice President, MC-Communications Chairperson, SC-Service Chairperson

\*\*\* - Abbreviation: N/R - Never reported using the Lions Clubs website, N/A - Not applicable, No password registered for the Lions Clubs website.

\*\*\*\* - Abbreviation: N - New, IP - Immediate Past, R - Repeat.



# Club Health Assessment for District 5M 2 through June 2025

			Status	Membership							Reports					Finance		LCIF
Club Number	Club Name	Charter Date		Current Member Count	YTD Members Added	YTD Members Dropped	YTD Net Growth	YTD Net Growth%	Member Count 12 Months Ago	Avg. length of service for dropped members	Months Since Last MMR ***	Yrs. Since Last Officer Report	President Rotation	Vice President Reported ****	Months Since Last Activity Report ***	Account Balance	Donations for current Fiscal Year	
			Number of times on status quo within last two years	If below 15 members appears				If net loss is greater than 20% appears			If no report in 3 months appears in	When more than one year appears in	Number of repeat terms	Notes the officers that do not have an active	If no report at 12 months appears in red			
Clubs less than two years old																		
182408	Le Sueur County CSL	06/04/2025	Newly Chartered	16	16	0	16	100.00%	0		0			P,S,T,M,VP SC	0		\$10.00	
Clubs more than two years old																		
3038	ALBERT LEA	12/10/1940	Active	30	3	1	2	7.14%	28	17	3			P,S,T,M,VP SC	10		\$220.00	
3039	ALBERT LEA CLOVERLEAF	12/18/1973	Active	9	0	0	0	0.00%	9		3		3	P,S,T,M,VP SC	6		\$100.00	
53774	ALBERT LEA LAKEVIEW	10/30/1992	Active	36	6	2	4	12.50%	32	3	1			P,S,T,M,VP SC	1		\$103.00	
36188	ALDEN	11/17/1978	Active	18	0	4	-4	-18.18%	22	17	2		2	P,S,T,M,VP SC	9		\$1,359.60	
Exc Award (06/30/2019, 06/30/2023)																		
39339	AMBOY	01/26/1981	Active	15	1	2	-1	-6.25%	16	20	2		2	P,S,T,M,VP SC	1		\$100.00	
2989	ARLINGTON	10/09/1952	Active	15	1	2	-1	-6.25%	16	4	0		8	P,S,T,M,VP SC	1		\$1,293.40	
50337	BELLE PLAINE	03/22/1990	Active	19	0	0	0	0.00%	19		2		6	P,S,T,M,VP SC	9		\$100.00	
3041	BLOOMING PRAIRIE	11/16/1954	Active	48	0	0	0	0.00%	48		5			P,S,T,M,VP SC	11		\$50.00	
3042	BLUE EARTH	03/24/1960	Active	4	8	26	-18	-81.82%	22	22	0		None	P,S,T,M,VP SC	0		\$100.00	
40988	BROWNTON	03/22/1982	Active	38	2	2	0	0.00%	38	3	5		2	P,S,T,M,VP SC	2		\$165.00	
Exc Award (06/30/2024)																		
2991	CARVER	10/23/1973	Active	49	8	10	-2	-3.92%	51	10	0			P,S,T,M,VP SC	2		\$1,806.20	
49028	CHANHASSEN	11/21/1988	Active	56	8	9	-1	-1.75%	57	6	1			P,S,T,M,VP SC	0		\$9,497.20	
Exc Award (06/30/2022, 06/30/2023)																		
2993	CHASKA	02/27/1958	Active	61	9	16	-7	-10.29%	68	5	0			P,S,T,M,VP SC	0		\$678.40	
Exc Award (06/30/2017)																		
28004	COLOGNE	02/19/1974	Active	44	7	4	3	7.32%	41	6	0			P,S,T,M,VP SC	6		\$6,429.20	
Exc Award (06/30/2024)																		
40298	COURTLAND	08/31/1981	Active	17	1	5	-4	-19.05%	21	14	0			P,S,T,M,VP SC	10		\$120.00	
Exc Award (06/30/2016, 06/30/2019, 06/30/2020)																		
136588	Eagle Lake Area	10/10/2018	Active	16	2	0	2	14.29%	14		2			P,S,T,M,VP SC	0		\$125.00	
Exc Award (06/30/2023)																		
3050	ELLENDALÉ	02/25/1971	Active	20	3	1	2	11.11%	18	7	1			P,S,T,M,VP SC	5		\$525.00	



# Club Health Assessment for District 5M 2 through June 2025

			Status	Membership							Reports					Finance	LCIF
Club Number	Club Name	Charter Date		Current Member Count	YTD Members Added	YTD Members Dropped	YTD Net Growth	YTD Net Growth%	Member Count 12 Months Ago	Avg. length of service for dropped members	Months Since Last MMR ***	Yrs. Since Last Officer Report	President Rotation	Vice President Reported ****	Months Since Last Activity Report ***	Account Balance	Donations for current Fiscal Year
			Number of times on status quo within last two years	If below 15 members appears				If net loss is greater than 20% appears			If no report in 3 months appears in	When more than one year appears in	Number of repeat terms		Notes the officers that do not have an active	If no report at 12 months appears in red	
3051	FARIBAULT	10/11/1921	Active	42	1	3	-2	-4.55%	44	14	0				P,S,T,M,VP SC	2	\$5,168.80
Exc Award (06/30/2018, 06/30/2019, 06/30/2020)																	
3001	GIBBON	11/24/1959	Active	29	0	0	0	0.00%	29		14				P,S,T,M,VP SC	0	\$900.00
29907	GLENCOE	11/11/1974	Active	21	1	4	-3	-12.50%	24	17	2		2		P,S,T,M,VP SC	5	\$400.00
3003	GREEN ISLE	09/19/1972	Active	37	3	5	-2	-5.13%	39	18	1				P,S,T,M,VP SC	1	\$1,913.05
Exc Award (06/30/2022, 06/30/2023)																	
41138	HAMBURG	04/20/1982	Active	26	1	4	-3	-10.34%	29	20	0		7		P,S,T,M,VP SC	0	\$2,676.00
Exc Award (06/30/2017, 06/30/2022, 06/30/2023)																	
3004	HENDERSON	10/27/1970	Active	25	8	3	5	25.00%	20	0	4				P,S,T,M,VP SC	9	\$272.50
41457	HUTCHINSON	06/28/1982	Active	26	5	7	-2	-7.14%	28	14	1				P,S,T,M,VP SC	2	\$1,181.20
Exc Award (06/30/2017, 06/30/2023)																	
36547	JORDAN	02/26/1979	Active	44	5	4	1	2.33%	43	21	0				P,S,T,M,VP SC	0	\$1,111.00
Exc Award (06/30/2022, 06/30/2023)																	
53213	JORDAN JORDANESS	06/03/1992	Active	52	6	5	1	1.96%	51	17	0				P,S,T,M,VP SC	6	\$3,924.20
Exc Award (06/30/2016, 06/30/2017, 06/30/2020)																	
36792	LAFAYETTE & AREA	03/27/1979	Active	43	1	3	-2	-4.44%	45	17	2				P,S,T,M,VP SC	2	\$1,003.00
Exc Award (06/30/2017, 06/30/2018)																	
3058	LAKE CRYSTAL	09/06/1945	Active	39	1	2	-1	-2.50%	40	4	2				P,S,T,M,VP SC	8	\$260.00
31649	LE CENTER	02/09/1976	Active	43	1	3	-2	-4.44%	45	24	3		None		P,S,T,M,VP SC	7	\$50.00
3060	LE SUEUR	03/09/1960	Active	37	3	6	-3	-7.50%	40	9	0		2		P,S,T,M,VP SC	0	\$611.00
Exc Award (06/30/2017, 06/30/2018)																	
45762	LESTER PRAIRIE	02/24/1986	Active	27	0	0	0	0.00%	27		1				P,S,T,M,VP SC	0	\$120.00
Exc Award (06/30/2017)																	
37762	LONSDALE	12/27/1979	Active	31	9	4	5	19.23%	26	14	0		6		P,S,T,M,VP SC	0	\$215.00
Exc Award (06/30/2022, 06/30/2024)																	
3064	MANKATO	09/26/1925	Active	18	1	0	1	5.88%	17		4				P,S,T,M,VP SC	2	\$342.50
43847	MANKATO SUNRISE	05/07/1984	Active	26	0	1	-1	-3.70%	27	33	8				P,S,T,M,VP SC	8	\$2,280.00
Exc Award (06/30/2017)																	



# Club Health Assessment for District 5M 2 through June 2025

			Status	Membership							Reports					Finance	LCIF
Club Number	Club Name	Charter Date		Current Member Count	YTD Members Added	YTD Members Dropped	YTD Net Growth	YTD Net Growth%	Member Count 12 Months Ago	Avg. length of service for dropped members	Months Since Last MMR ***	Yrs. Since Last Officer Report	President Rotation	Vice President Reported ****	Months Since Last Activity Report ***	Account Balance	Donations for current Fiscal Year
			Number of times on status quo within last two years	If below 15 members appears				If net loss is greater than 20% appears			If no report in 3 months appears in	When more than one year appears in	Number of repeat terms	Notes the officers that do not have an active	If no report at 12 months appears in red		
132699	Mayer New Germany	10/20/2017	Active	18	6	2	4	28.57%	14	7	1			P,S,T,M,VP SC	0		\$84.00
46808	MINNESOTA LAKE	01/05/1987	Active	18	0	0	0	0.00%	18		2			P,S,T,M,VP SC	0		\$315.00
	Exc Award (06/30/2017)																
42744	MONTGOMERY	06/20/1983	Active	23	0	0	0	0.00%	23		2			P,S,T,M,VP SC	0		\$718.00
	Exc Award (06/30/2018)																
42153	NEW AUBURN	01/31/1983	Active	11	2	1	1	10.00%	10	26	2			P,S,T,M,VP SC	1		\$286.00
	Exc Award (06/30/2017)																
3014	NEW MARKET-ELKO-WEBSTER	06/06/1973	Active	41	2	6	-4	-8.89%	45	23	0			P,S,T,M,VP SC	0		\$90.00
129229	New Prague Area	10/26/2016	Active	17	0	5	-5	-22.73%	22	4	1		6	P,S,T,M,VP SC	3		\$100.00
	Exc Award (06/30/2019)																
3066	NEW RICHLAND	03/19/1969	Active	22	1	0	1	4.76%	21		1		9	P,S,T,M,VP SC	6	90+ Days	\$100.00
3016	NICOLLET	02/29/1972	Active	44	3	4	-1	-2.22%	45	30	0			P,S,T,M,VP SC	0		\$1,958.20
	Exc Award (06/30/2017, 06/30/2023)																
3067	NORTHFIELD	10/24/1921	Active	32	3	0	3	10.34%	29		2			P,S,T,M,VP SC	7		\$2,060.00
	Exc Award (06/30/2017)																
48858	NORWOOD YOUNG AMERICA	08/16/1988	Active	29	2	4	-2	-6.45%	31	6	0			P,S,T,M,VP SC	6		\$628.00
55138	NORWOOD-YOUNG AMERICA W CARVER	12/20/1993	Active	23	3	2	1	4.55%	22	3	1		2	P,S,T,M,VP SC	0		\$713.20
	Exc Award (06/30/2017)																
3068	OWATONNA	08/25/1922	Active	21	1	1	0	0.00%	21	11	0			P,S,T,M,VP SC	0		\$120.00
	Exc Award (06/30/2022)																
42154	PLATO	01/17/1983	Active	31	3	2	1	3.33%	30	17	1			P,S,T,M,VP SC	0		\$689.50
	Exc Award (06/30/2016, 06/30/2019, 06/30/20)																
3019	PRIOR LAKE	11/05/1946	Active	30	1	6	-5	-14.29%	35	5	3			P,S,T,M,VP SC	0		\$14,594.10
	Exc Award (06/30/2017, 06/30/2022, 06/30/20)																
3026	SHAKOPEE	09/05/1962	Active	121	10	9	1	0.83%	120	10	1			P,S,T,M,VP SC	10		\$13,576.00
59992	SHAKOPEE VALLEY	10/06/1997	Active	27	6	6	0	0.00%	27	5	0			P,S,T,M,VP SC	8		\$255.00
	Exc Award (06/30/2019)																



## Club Health Assessment for District 5M 2 through June 2025

			Status	Membership						Reports					Finance	LCIF	
Club Number	Club Name	Charter Date		Current Member Count	YTD Members Added	YTD Members Dropped	YTD Net Growth	YTD Net Growth%	Member Count 12 Months Ago	Avg. length of service for dropped members	Months Since Last MMR ***	Yrs. Since Last Officer Report	President Rotation	Vice President Reported ****	Months Since Last Activity Report ***	Account Balance	Donations for current Fiscal Year
			Number of times on status quo within last two years	If below 15 members appears				If net loss is greater than 20% appears			If no report in 3 months appears in	When more than one year appears in	Number of repeat terms	Notes the officers that do not have an active	If no report at 12 months appears in red		
3027	SILVER LAKE	09/26/1966	Active	47	2	0	2	4.44%	45		1			P,S,T,M,VP SC	0		\$721.50
	Exc Award (06/30/2017)																
3024	ST PETER	05/08/1946	Active	67	8	6	2	3.08%	65	5	0			P,S,T,M,VP SC	1		\$320.00
3029	STEWART	11/29/1965	Active	16	3	3	0	0.00%	16	15	1		3	P,S,T,M,VP SC	9		\$70.00
101925	VESELI AREA	05/10/2008	Active	24	0	5	-5	-17.24%	29	4	0		16	P,S,T,M,VP SC	3		\$296.20
	Exc Award (06/30/2024)																
3031	VICTORIA	09/28/1966	Active	149	57	8	49	49.00%	100	19	0		2	P,S,T,M,VP SC	1		\$5,508.00
	Exc Award (07/01/2017)																
3033	WACONIA	08/02/1945	Active	115	5	6	-1	-0.86%	116	16	0			P,S,T,M,VP SC	8		\$763.20
	Exc Award (06/30/2023)																
143455	WACONIA DANDYLIONS	11/03/2020	Active	66	8	9	-1	-1.49%	67	2	0			P,S,T,M,VP SC	6		\$35.00
	Exc Award (06/30/2022)																
3079	WASECA	10/27/1927	Active	35	4	2	2	6.06%	33	41	2		None	P,S,T,M,VP SC	1		\$400.00
	Exc Award (06/30/2024)																
3035	WATERTOWN	05/22/1952	Active	79	1	4	-3	-3.66%	82	32	2			P,S,T,M,VP SC	0		\$473.20
3080	WATERVILLE	01/15/1945	Active	47	8	3	5	11.90%	42	18	1		3	P,S,T,M,VP SC	0		\$2,549.20
31730	WELLS	02/24/1976	Active	18	2	5	-3	-14.29%	21	23	1		5	P,S,T,M,VP SC	6		\$100.00
56921	WINNEBAGO	05/03/1995	Active	10	0	0	0	0.00%	10		7		10	P,S,T,M,VP SC	2		\$600.00
42637	WINTHROP	05/31/1983	Active	23	2	1	1	4.55%	22	36	1		2	P,S,T,M,VP SC	0		\$358.20
	Exc Award (06/30/2023, 06/30/2024)																

Clubs Cancelled Previous Fiscal Year – Clubs Cancelled within last 12 months may be reinstated

Club Number	Club Name	Charter Date	Current Status*	Cancellation Date
108191	WINSTED	04/22/2010	Cancelled(6*)	09/29/2023





## Club Health Assessment for District 5M 2 through June 2025

				Status		Membership							Reports					Finance		LCIF
Club Number	Club Name	Charter Date	Current Member Count			YTD Members Added	YTD Members Dropped	YTD Net Growth	YTD Net Growth%	Member Count 12 Months Ago	Avg. length of service for dropped members	Months Since Last MMR ***	Yrs. Since Last Officer Report	President Rotation	Vice President Reported ****	Months Since Last Activity Report ***	Account Balance	Donations for current Fiscal Year		
				Number of times on status quo within last two years	If below 15 members appears			If net loss is greater than 20% appears			If no report in 3 months appears in			When more than one year appears in	Number of repeat terms	Notes the officers that do not have an active		If no report at 12 months appears in red		
Current Total Clubs Count	YTD New Clubs Count	YTD Cancelled Clubs Count	YTD Net Club Gain	Current Total Members Count	YTD Add	YTD Drop	YTD Net Growth	YTD Net Growth %	Member Count 12 Months Ago	Average Member Count Per Club	% of Clubs with less than 20 members	% No MMR in 3 Months	% No Officer Report in 12 Months	% of Clubs with balance 90+ days	Number of Clubs in Status Quo	% Status Quo Clubs in Financial Suspension	Number of Cancelled Clubs	Average Cancelled Club Age	Members Lost Due to Cancellation	% of Clubs Cancelled for Non-Financial Reasons
64	1	0	1	2,281	264	238	26	1.15%	2,255	36	27%	17%	0%	2%	0	0%	0	0	0	0%

\* - P - Priority Club. Cancellation Reasons: 1-Objectives/conduct, 2-Non-active club, 5-Non-existing club, 6-Disbanding, 7-Merger, 8-Financial Suspension, 9-District/Multiple District Dues.


\*\* - Abbreviation: P-President, S-Secretary, T-Treasurer, M-Member Chairperson, VP-First Vice President, MC-Communications Chairperson, SC-Service Chairperson

\*\*\* - Abbreviation: N/R - Never reported using the Lions Clubs website, N/A - Not applicable, No password registered for the Lions Clubs website.

\*\*\*\* - Abbreviation: N - New, IP - Immediate Past, R - Repeat.



# Club Health Assessment for District 5M 3 through June 2025

			Status	Membership							Reports					Finance	LCIF
Club Number	Club Name	Charter Date		Current Member Count	YTD Members Added	YTD Members Dropped	YTD Net Growth	YTD Net Growth%	Member Count 12 Months Ago	Avg. length of service for dropped members	Months Since Last MMR ***	Yrs. Since Last Officer Report	President Rotation	Vice President Reported ****	Months Since Last Activity Report ***	Account Balance	Donations for current Fiscal Year
			Number of times on status quo within last two years	If below 15 members appears					If net loss is greater than 20% appears		If no report in 3 months appears in	When more than one year appears in	Number of repeat terms	Notes the officers that do not have an active	If no report at 12 months appears in red		
Clubs more than two years old																	
31417	CANBY	12/19/1975	Active	13	2	3	-1	-7.14%	14	9	0		6	P,S,T,M,VP SC	4		\$25.00
2994	CLARKFIELD	05/12/1953	Active	22	0	3	-3	-12.00%	25	15	1		2	P,S,T,M,VP SC	6		\$30.00
2995	COMFREY	05/27/1963	Active	7	0	1	-1	-12.50%	8	52	2			P,S,T,M,VP SC	2		\$25.00
2998	ECHO	04/18/1963	Cancelled(6*)	0	0	12	-12	-100.00%	12	7	6		None	P,S,T,M,VP SC	24+		
2999	FAIRMONT	02/06/1956	Active	20	1	0	1	5.26%	19		2		2	P,S,T,M,VP SC	4		\$625.00
3000	FULDA	01/24/1963	Active	24	0	0	0	0.00%	24		2		None	P,S,T,M,VP SC	3		\$25.00
3002	GRANITE FALLS	04/09/1973	Active	38	1	1	0	0.00%	38	14	0			P,S,T,M,VP SC	0		\$90.00
43984	HADLEY	06/30/1984	Active	35	14	4	10	40.00%	25	6	1		2	P,S,T,M,VP SC	0		\$65.00
Exc Award (06/30/2017)																	
3006	JACKSON	04/06/1960	Active	37	0	5	-5	-11.90%	42	26	5		3	P,S,T,M,VP SC	2		\$1,000.00
34500	JASPER	10/18/1977	Active	26	4	4	0	0.00%	26	11	0			P,S,T,M,VP SC	0		\$145.00
55465	JEFFERS COMMUNITY	03/28/1994	Active	20	7	1	6	42.86%	14	4	2			P,S,T,M,VP SC	2	90+ Days	\$50.00
3008	LAKE BENTON	12/07/1966	Active	25	4	0	4	19.05%	21		2			P,S,T,M,VP SC	2		\$40.00
32313	LAKEFIELD	05/28/1976	Active	21	3	0	3	16.67%	18		2			P,S,T,M,VP SC	0		\$130.00
3009	LAMBERTON	01/15/1951	Active	11	0	0	0	0.00%	11		0		3	P,S,T,M,VP SC	7		\$2,505.00
3010	LUCAN	09/17/1973	Active	47	5	2	3	6.82%	44	26	0			P,S,T,M,VP SC	5		\$840.00
Exc Award (06/30/2023, 06/30/2024)																	
3011	LUVERNE	02/12/1958	Active	25	0	8	-8	-24.24%	33	22	2		None	P,S,T,M,VP SC	3		\$220.00
51605	MADLIA	05/13/1991	Active	26	3	3	0	0.00%	26	19	3			P,S,T,M,VP SC	4		\$35.00
3012	MARSHALL	04/23/1946	Active	24	0	0	0	0.00%	24		2			P,S,T,M,VP SC	1		\$130.00
Exc Award (06/30/2023)																	
29078	MILROY	04/16/1974	Active	31	0	0	0	0.00%	31		11		2	P,S,T,M,VP SC	7		\$115.00
Exc Award (07/30/2017)																	
3013	MORGAN	08/18/1955	Active	21	1	2	-1	-4.55%	22	68	0			P,S,T,M,VP SC	0		\$160.00
31418	MOUNTAIN LAKE	12/15/1975	Active	22	1	1	0	0.00%	22	49	5			P,S,T,M,VP SC	0		\$30.00



## Club Health Assessment for District 5M 3 through June 2025

					Membership						Reports					Finance		LCIF		
Club Number	Club Name	Charter Date			Current Member Count	YTD Members Added	YTD Members Dropped	YTD Net Growth	YTD Net Growth%	Member Count 12 Months Ago	Avg. length of service for dropped members	Months Since Last MMR ***	Yrs. Since Last Officer Report	President Rotation	Vice President Reported ****	Months Since Last Activity Report ***	Account Balance	Donations for current Fiscal Year		
			Number of times on status quo within last two years		If below 15 members appears				If net loss is greater than 20% appears			If no report in 3 months appears in	When more than one year appears in	Number of repeat terms		Notes the officers that do not have an active	If no report at 12 months appears in red			
3015	NEW ULM	03/22/1929	Active		59	6	11	-5	-7.81%	64	5	0				P,S,T,M,VP SC	0		\$1,070.00	
Exc Award (06/30/2023)																				
125178	Pipestone Lions Club	06/23/2015	Active		11	2	1	1	10.00%	10	0	4		2		P,S,T,M,VP SC	2		\$15.00	
3020	REDWOOD FALLS	06/07/1929	Active		31	2	8	-6	-16.22%	37	7	0		2		P,S,T,M,VP SC	0		\$255.00	
32063	SHERBURN	04/15/1976	Active		43	0	2	-2	-4.44%	45	33	1		2		P,S,T,M,VP SC	2		\$420.00	
3028	SLEEPY EYE	01/04/1949	Active		19	2	0	2	11.76%	17		1				P,S,T,M,VP SC	7		\$95.00	
128845	Springfield Area	09/06/2016	Active		30	7	3	4	15.38%	26	6	0				P,S,T,M,VP SC	2		\$1,130.00	
3023	ST JAMES	10/16/1958	Active		19	0	2	-2	-9.52%	21	40	2				P,S,T,M,VP SC	0		\$430.00	
32354	TRACY	06/07/1976	Active		63	4	10	-6	-8.70%	69	17	0				P,S,T,M,VP SC	0		\$616.00	
Exc Award (06/30/2018, 07/01/2017)																				
32353	TRUMAN	06/16/1976	Active		11	0	4	-4	-26.67%	15	21	3				P,S,T,M,VP SC	3		\$85.00	
3030	TYLER	04/17/1972	Active		31	1	1	0	0.00%	31	0	6				P,S,T,M,VP SC	3		\$110.00	
31240	VESTA	10/07/1975	Active		31	0	0	0	0.00%	31		23		12		P,S,T,M,VP SC	5		\$50.00	
3032	WABASSO	11/17/1970	Active		66	2	6	-4	-5.71%	70	26	5				P,S,T,M,VP SC	5		\$150.00	
47015	WESTBROOK	03/06/1987	Active(1)		18	3	1	2	12.50%	16	21	4				P,S,T,M,VP SC	0		\$140.00	
3036	WINDOM	04/14/1971	Active		38	3	5	-2	-5.00%	40	16	1		2		P,S,T,M,VP SC	1		\$410.00	
Current Total Clubs Count	YTD New Clubs Count	YTD Cancelled Clubs Count	YTD Net Club Gain	Current Total Members Count	YTD Add	YTD Drop	YTD Net Growth	YTD Net Growth %	Member Count 12 Months Ago	Average Member Count Per Club	% of Clubs with less than 20 members	% No MMR in 3 Months	% No Officer Report in 12 Months	% of Clubs with balance 90+ days	Number of Clubs in Status Quo	% Status Quo Clubs in Financial Suspension	Number of Cancelled Clubs	Average Cancelled Club Age	Members Lost Due to Cancellation	% of Clubs Cancelled for Non-Financial Reasons
34	0	1	-1	965	78	104	-26	-2.62%	991	28	24%	29%	0%	3%	0	0%	1	62	12	100%

\* - P - Priority Club. Cancellation Reasons: 1-Objectives/conduct, 2-Non-active club, 5-Non-existing club, 6-Disbanding, 7-Merger, 8-Financial Suspension, 9-District/Multiple District Dues.

\*\* - Abbreviation: P-President, S-Secretary, T-Treasurer, M-Member Chairperson, VP-First Vice President, MC-Communications Chairperson, SC-Service Chairperson

\*\*\* - Abbreviation: N/R - Never reported using the Lions Clubs website, N/A - Not applicable, No password registered for the Lions Clubs website.

\*\*\*\* - Abbreviation: N - New, IP - Immediate Past, R - Repeat.




# Club Health Assessment for District 5M 4 through June 2025

			Status	Membership							Reports					Finance	LCIF
Club Number	Club Name	Charter Date		Current Member Count	YTD Members Added	YTD Members Dropped	YTD Net Growth	YTD Net Growth%	Member Count 12 Months Ago	Avg. length of service for dropped members	Months Since Last MMR ***	Yrs. Since Last Officer Report	President Rotation	Vice President Reported ****	Months Since Last Activity Report ***	Account Balance	Donations for current Fiscal Year
			Number of times on status quo within last two years	If below 15 members appears				If net loss is greater than 20% appears			If no report in 3 months appears in	When more than one year appears in	Number of repeat terms	Notes the officers that do not have appears in an active	If no report at 12 months red		
Clubs less than two years old																	
177248	ALEXANDRIA CHAMPIONS	08/22/2024	Active	39	42	3	39	100.00%	0	0	0			P,S,T,M,VP SC	0		\$472.00
Clubs more than two years old																	
3132	ALEXANDRIA Exc Award (06/30/2017)	03/19/1963	Active	46	1	8	-7	-13.21%	53	21	0			P,S,T,M,VP SC	0		\$1,150.00
3133	APPLETON	05/05/1972	Active	15	0	0	0	0.00%	15		10		None	P,S,T,M,VP SC	7		\$412.00
3134	ASHBY Exc Award (06/30/2017)	12/06/1967	Active	27	4	1	3	12.50%	24	16	0		2	P,S,T,M,VP SC	2		\$505.00
32502	ATWATER Exc Award (06/30/2017)	06/21/1976	Active	35	4	6	-2	-5.41%	37	23	0			P,S,T,M,VP SC	7		\$250.00
3138	BENSON	12/15/1966	Active	49	9	0	9	22.50%	40		0			P,S,T,M,VP SC	0		\$156.00
2990	BIRD ISLAND	01/22/1964	Active	77	2	3	-1	-1.28%	78	12	2			P,S,T,M,VP SC	2		\$5,312.00
3139	BRANDON Exc Award (06/30/2017)	03/18/1969	Active	14	2	3	-1	-6.67%	15	16	0		3	P,S,T,M,VP SC	4		\$50.00
36678	BUFFALO LAKE Exc Award (06/30/2021, 06/30/2024)	03/05/1979	Active	52	4	9	-5	-8.77%	57	12	0		2	P,S,T,M,VP SC	1		\$4,656.00
30549	CARLOS	04/14/1975	Active	19	4	2	2	11.76%	17	36	1		2	P,S,T,M,VP SC	3		\$505.00
34503	CEDAR MILLS	10/18/1977	Active	5	0	0	0	0.00%	5		15		8	P,S,T,M,VP SC	7		\$150.00
3141	CLARA CITY Exc Award (06/30/2017)	03/29/1946	Active	26	4	1	3	13.04%	23	52	0		2	P,S,T,M,VP SC	1		\$948.00
3143	COSMOS	04/20/1964	Active	18	0	0	0	0.00%	18		0			P,S,T,M,VP SC	0		\$100.00
2997	DANUBE	02/03/1955	Active	14	2	4	-2	-12.50%	16	22	1			P,S,T,M,VP SC	1		\$355.00
42046	DARWIN	12/28/1982	Active	38	0	0	0	0.00%	38		11			P,S,T,M,VP SC	2		\$125.00
44281	DAWSON	10/31/1984	Active(1)	2	0	0	0	0.00%	2		13		3	P,S,T,M,VP SC	7		\$5.00
3146	ELBOW LAKE Exc Award (06/30/2017)	05/22/1945	Active	43	4	5	-1	-2.27%	44	1	0			P,S,T,M,VP SC	6		\$140.00
97970	EVANSVILLE	11/07/2006	Active	13	0	0	0	0.00%	13		15		15	P,S,T,M,VP SC	4		\$512.00



# Club Health Assessment for District 5M 4 through June 2025

			Status	Membership							Reports					Finance	LCIF
Club Number	Club Name	Charter Date		Current Member Count	YTD Members Added	YTD Members Dropped	YTD Net Growth	YTD Net Growth%	Member Count 12 Months Ago	Avg. length of service for dropped members	Months Since Last MMR ***	Yrs. Since Last Officer Report	President Rotation	Vice President Reported ****	Months Since Last Activity Report ***	Account Balance	Donations for current Fiscal Year
			Number of times on status quo within last two years	If below 15 members appears				If net loss is greater than 20% appears			If no report in 3 months appears in	When more than one year appears in	Number of repeat terms	Notes the officers that do not have an active	If no report at 12 months appears in red		
30552	FAIRFAX	04/14/1975	Active	25	0	0	0	0.00%	25		1		7	P,S,T,M,VP SC	1	90+ Days	\$5.00
55139	FORADA	12/20/1993	Active	27	1	10	-9	-25.00%	36	11	0			P,S,T,M,VP SC	2		\$150.00
30254	FRANKLIN	02/21/1975	Active	19	0	1	-1	-5.00%	20	3	5			P,S,T,M,VP SC	2		\$5.00
Exc Award (06/30/2017)																	
105081	GARFIELD	03/25/2009	Active	12	0	0	0	0.00%	12		12			P,S,T,M,VP SC	3		\$105.00
3149	GLENWOOD	10/18/1940	Active	17	0	0	0	0.00%	17		8		3	P,S,T,M,VP SC	3		\$500.00
123557	Grant County	11/06/2014	Active	27	1	2	-1	-3.57%	28	7	0			P,S,T,M,VP SC	6		\$833.00
Exc Award (06/30/2018)																	
34159	GROVE CITY	06/29/1977	Active	18	2	4	-2	-10.00%	20	18	1		2	P,S,T,M,VP SC	1		\$150.00
3150	HANCOCK	10/21/1953	Active	12	0	0	0	0.00%	12		5		4	P,S,T,M,VP SC	5		\$62.00
36189	HECTOR	11/06/1978	Active	46	0	1	-1	-2.13%	47	7	1			P,S,T,M,VP SC	6		\$312.00
Exc Award (06/30/2018, 06/30/2024)																	
3152	HOFFMAN	01/18/1968	Active	37	1	8	-7	-15.91%	44	21	0		None	P,S,T,M,VP SC	1		\$300.00
3153	KENSINGTON	05/26/1964	Active	20	0	1	-1	-4.76%	21	17	10			P,S,T,M,VP SC	7		\$12.00
45351	KERKHOVEN	09/30/1985	Active	27	0	2	-2	-6.90%	29	15	4		3	P,S,T,M,VP SC	2		\$1,100.00
49098	KINGSTON	12/16/1988	Active	25	0	1	-1	-3.85%	26	36	1		7	P,S,T,M,VP SC	3		\$75.00
3155	LITCHFIELD	01/23/1948	Active	46	0	3	-3	-6.12%	49	36	0			P,S,T,M,VP SC	10		\$1,350.00
Exc Award (06/30/2017)																	
29992	LOWRY	12/10/1974	Active	28	0	0	0	0.00%	28		0			P,S,T,M,VP SC	1		\$224.00
Exc Award (06/30/2017)																	
3156	MAYNARD	01/30/1964	Active	18	3	8	-5	-21.74%	23	18	1		5	P,S,T,M,VP SC	0		\$50.00
3158	MILAN	03/29/1951	Active	19	1	2	-1	-5.00%	20	14	0			P,S,T,M,VP SC	3		\$334.00
Exc Award (06/30/2016, 06/30/2017)																	
29832	MILTONA	10/21/1974	Active	26	4	5	-1	-3.70%	27	3	0			P,S,T,M,VP SC	0		\$25.00
3159	MONTEVIDEO	04/01/1946	Active	31	2	4	-2	-6.06%	33	6	1		2	P,S,T,M,VP SC	1		\$2,716.00
Exc Award (06/30/2016, 06/30/2023)																	
3160	MORRIS	05/19/1939	Active	27	1	2	-1	-3.57%	28	18	0		2	P,S,T,M,VP SC	0		\$300.00



## Club Health Assessment for District 5M 4 through June 2025

			Status	Membership							Reports					Finance	LCIF
Club Number	Club Name	Charter Date		Current Member Count	YTD Members Added	YTD Members Dropped	YTD Net Growth	YTD Net Growth%	Member Count 12 Months Ago	Avg. length of service for dropped members	Months Since Last MMR ***	Yrs. Since Last Officer Report	President Rotation	Vice President Reported ****	Months Since Last Activity Report ***	Account Balance	Donations for current Fiscal Year
			Number of times on status quo within last two years	If below 15 members appears				If net loss is greater than 20% appears			If no report in 3 months appears in	When more than one year appears in	Number of repeat terms	Notes the officers that do not have an active	If no report at 12 months appears in red		
46809	NEW LONDON Exc Award (06/30/2017)	01/09/1987	Active	16	2	0	2	14.29%	14		1			P,S,T,M,VP SC	1		\$258.00
3017	OLIVIA Exc Award (06/30/2017)	01/09/1957	Active	23	2	3	-1	-4.17%	24	18	0		4	P,S,T,M,VP SC	3		\$362.00
3162	OSAKIS	06/22/1970	Active	20	0	0	0	0.00%	20		6			P,S,T,M,VP SC	2		\$590.00
40489	PENNOCK	11/25/1981	Active	19	0	1	-1	-5.00%	20	22	7		6	P,S,T,M,VP SC	2		\$2,000.00
33993	RAYMOND	06/13/1977	Active	30	3	0	3	11.11%	27		6			P,S,T,M,VP SC	0		\$851.00
41819	RENVILLE	09/03/1982	Active	21	0	2	-2	-8.70%	23	16	3			P,S,T,M,VP SC	0		\$248.00
3022	SACRED HEART Exc Award (06/30/2017)	05/01/1953	Active	17	1	2	-1	-5.56%	18	2	3			P,S,T,M,VP SC	4		\$1,233.35
3170	SAUK CENTRE Exc Award (06/30/2017, 06/30/2020, 06/30/2024)	09/23/1946	Active	66	10	3	7	11.86%	59	18	0			P,S,T,M,VP SC	0		\$8,371.50
154469	Sauk Centre Sauk River Champions Exc Award (06/30/2024)	06/14/2023	Active	25	3	7	-4	-13.79%	29	1	0			P,S,T,M,VP SC	0		\$5.00
38851	SPICER SUNRISE Exc Award (06/30/2017, 06/30/2023)	08/04/1980	Active	43	3	5	-2	-4.44%	45	12	0			P,S,T,M,VP SC	2		\$4,344.00
99512	VILLARD AREA	06/04/2007	Active	12	0	0	0	0.00%	12		11		7	P,S,T,M,VP SC	9		\$205.00
3176	WATSON Exc Award (06/30/2017)	01/19/1956	Active	10	0	4	-4	-28.57%	14	9	0			P,S,T,M,VP SC	0		\$112.00
32912	WENDELL	11/09/1976	Active	17	0	5	-5	-22.73%	22	20	0			P,S,T,M,VP SC	0		\$350.00
3177	WHEATON	01/27/1947	Active	25	5	3	2	8.70%	23	10	0		2	P,S,T,M,VP SC	2		\$300.00
3178	WILLMAR NOON	09/13/1940	Active	22	4	4	0	0.00%	22	21	0			P,S,T,M,VP SC	7		\$1,632.00

Clubs Cancelled Previous Fiscal Year – Clubs Cancelled within last 12 months may be reinstated

Club Number	Club Name	Charter Date	Current Status*	Cancellation Date
145113	Willmar Vyas	04/08/2021	Cancelled(8*)	12/29/2023



## Club Health Assessment for District 5M 4 through June 2025

				Status		Membership							Reports					Finance		LCIF
Club Number	Club Name	Charter Date				Current Member Count	YTD Members Added	YTD Members Dropped	YTD Net Growth	YTD Net Growth%	Member Count 12 Months Ago	Avg. length of service for dropped members	Months Since Last MMR ***	Yrs. Since Last Officer Report	President Rotation	Vice President Reported ****	Months Since Last Activity Report ***	Account Balance	Donations for current Fiscal Year	
						Number of times on status quo within last two years		If below 15 members appears		If net loss is greater than 20% appears			If no report in 3 months appears in	When more than one year appears in	Number of repeat terms	Notes the officers that do not have an active	If no report at 12 months appears in red			
Current Total Clubs Count	YTD New Clubs Count	YTD Cancelled Clubs Count	YTD Net Club Gain	Current Total Members Count	YTD Add	YTD Drop	YTD Net Growth	YTD Net Growth %	Member Count 12 Months Ago	Average Member Count Per Club	% of Clubs with less than 20 members	% No MMR in 3 Months	% No Officer Report in 12 Months	% of Clubs with balance 90+ days	Number of Clubs in Status Quo	% Status Quo Clubs in Financial Suspension	Number of Cancelled Clubs	Average Cancelled Club Age	Members Lost Due to Cancellation	% of Clubs Cancelled for Non-Financial Reasons
53	1	0	1	1,405	131	138	-7	-0.50%	1,412	27	40%	32%	0%	2%	0	0%	0	0	0	0%

\* - P - Priority Club. Cancellation Reasons: 1-Objectives/conduct, 2-Non-active club, 5-Non-existing club, 6-Disbanding, 7-Merger, 8-Financial Suspension, 9-District/Multiple District Dues.

\*\* - Abbreviation: P-President, S-Secretary, T-Treasurer, M-Member Chairperson, VP-First Vice President, MC-Communications Chairperson, SC-Service Chairperson

\*\*\* - Abbreviation: N/R - Never reported using the Lions Clubs website, N/A - Not applicable, No password registered for the Lions Clubs website.

\*\*\*\* - Abbreviation: N - New, IP - Immediate Past, R - Repeat.



# Club Health Assessment for District 5M 5 through June 2025

			Status	Membership							Reports					Finance	LCIF
Club Number	Club Name	Charter Date		Current Member Count	YTD Members Added	YTD Members Dropped	YTD Net Growth	YTD Net Growth%	Member Count 12 Months Ago	Avg. length of service for dropped members	Months Since Last MMR ***	Yrs. Since Last Officer Report	President Rotation	Vice President Reported ****	Months Since Last Activity Report ***	Account Balance	Donations for current Fiscal Year
			Number of times on status quo within last two years	If below 15 members appears				If net loss is greater than 20% appears			If no report in 3 months appears in	When more than one year appears in	Number of repeat terms	Notes the officers that do not have an active	If no report at 12 months appears in red		
Clubs more than two years old																	
2947	BLOOMINGTON	01/30/1951	Active	61	4	6	-2	-3.17%	63	5	0		2	P,S,T,M,VP SC	1		\$510.00
Exc Award (06/30/2016, 06/30/2017, 06/30/20																	
2949	BROOKLYN CENTER	03/30/1955	Active	35	5	3	2	6.06%	33	3	0			P,S,T,M,VP SC	1		\$1,080.00
Exc Award (06/30/2016, 06/30/2017, 06/30/20																	
143549	Brooklyn Center Lady Lions	11/18/2020	Active	18	3	1	2	12.50%	16	3	0		5	P,S,T,M,VP SC	1		\$350.00
Exc Award (06/30/2021, 06/30/2023)																	
2950	BROOKLYN PARK	05/24/1961	Active	29	4	0	4	16.00%	25		1		2	P,S,T,M,VP SC	0		\$516.00
Exc Award (06/30/2023)																	
82965	BROOKLYN PARK LADY	06/30/2004	Active	10	1	0	1	11.11%	9		1		2	P,S,T,M,VP SC	0		\$500.00
Exc Award (06/30/2017, 06/30/2018, 06/30/20																	
64953	CAMDEN	01/25/2002	Active	18	0	2	-2	-10.00%	20	19	0		12	P,S,T,M,VP SC	0		\$25.00
Exc Award (06/30/2020)																	
2952	CORCORAN	12/01/1965	Active	33	1	1	0	0.00%	33	8	0		12	P,S,T,M,VP SC	10		\$10.00
Exc Award (06/30/2021)																	
2953	CRYSTAL	05/16/1962	Active	16	0	2	-2	-11.11%	18	16	2		2	P,S,T,M,VP SC	3		\$10.00
29449	DAYTON	06/28/1974	Active	30	1	0	1	3.45%	29		2			P,S,T,M,VP SC	2		\$625.00
2956	EDEN PRAIRIE	10/17/1960	Active	106	13	11	2	1.92%	104	19	0			P,S,T,M,VP SC	0		\$1,000.00
Exc Award (06/30/2017, 06/30/2018)																	
145775	Eden Prairie Lioness	04/01/2021	Active	28	3	5	-2	-6.67%	30	6	0			P,S,T,M,VP SC	5		\$1,000.00
Exc Award (06/30/2023)																	
2957	EDINA	01/21/1946	Active	9	0	1	-1	-10.00%	10	3	7		5	P,S,T,M,VP SC	0		\$550.00
128310	Excelsior	07/21/2016	Active	69	18	7	11	18.97%	58	1	1			P,S,T,M,VP SC	1		\$500.00
Exc Award (06/30/2021, 06/30/2023, 06/30/20																	
34499	HAMEL	10/18/1977	Active	54	2	0	2	3.85%	52		2			P,S,T,M,VP SC	0		\$12,210.00
Exc Award (06/30/2017, 06/30/2019, 06/30/20																	
2959	HOPKINS	11/28/1938	Active	42	6	5	1	2.44%	41	4	0		None	P,S,T,M,VP SC	1		\$600.00
Exc Award (06/30/2016, 06/30/2017, 06/30/20																	





# Club Health Assessment for District 5M 5 through June 2025

			Status	Membership							Reports					Finance		LCIF
Club Number	Club Name	Charter Date		Current Member Count	YTD Members Added	YTD Members Dropped	YTD Net Growth	YTD Net Growth%	Member Count 12 Months Ago	Avg. length of service for dropped members	Months Since Last MMR ***	Yrs. Since Last Officer Report	President Rotation	Vice President Reported ****	Months Since Last Activity Report ***	Account Balance	Donations for current Fiscal Year	
			Number of times on status quo within last two years	If below 15 members appears					If net loss is greater than 20% appears			If no report in 3 months appears in	When more than one year appears in	Number of repeat terms	Notes the officers that do not have an active	If no report at 12 months appears in red		
46384	HOPKINS NOONTIME	06/30/1986	Active	12	0	0	0	0.00%	12		1			P,S,T,M,VP SC	1		\$250.00	
Exc Award (06/30/2017, 06/30/2019, 06/30/2021)																		
2960	LORETTO	05/22/1969	Active	16	5	4	1	6.67%	15	6	0		14	P,S,T,M,VP SC	1		\$10.00	
2961	MAPLE GROVE	03/05/1963	Active	88	16	12	4	4.76%	84	4	1			P,S,T,M,VP SC	0		\$1,400.00	
Exc Award (06/30/2017, 06/30/2019, 06/30/2021)																		
82988	MINNEAPOLIS AMBASSADORS	06/30/2004	Active	97	15	16	-1	-1.02%	98	7	0			P,S,T,M,VP SC	5		\$11,385.00	
Exc Award (06/30/2017, 06/30/2019, 06/30/2021)																		
111413	MINNEAPOLIS CAN DO CANINES	06/22/2011	Active	14	1	0	1	7.69%	13		1			P,S,T,M,VP SC	0		\$90.00	
Exc Award (06/30/2016, 06/30/2018)																		
105031	MINNEAPOLIS DOWNTOWN NEXT GENERATION	03/18/2009	Active	53	3	12	-9	-14.52%	62	3	1			P,S,T,M,VP SC	0		\$674.00	
Exc Award (06/30/2016, 06/30/2017, 06/30/2021)																		
2970	MINNEAPOLIS NORTHEAST	05/06/1940	Active	74	6	5	1	1.37%	73	18	0			P,S,T,M,VP SC	0		\$3,120.00	
Exc Award (06/30/2021, 06/30/2022, 06/30/2023)																		
127162	Minneapolis Northside Roaring Lions	03/25/2016	Active(2)	15	0	0	0	0.00%	15		15		4	P,S,T,M,VP SC	8		\$10.00	
Exc Award (06/30/2019)																		
2972	MINNEAPOLIS RIVERVIEW	10/17/1962	Active	22	3	0	3	15.79%	19		1		23	P,S,T,M,VP SC	2		\$2,616.00	
Exc Award (06/30/2018, 06/30/2023, 06/30/2024)																		
2974	MINNEAPOLIS SOUTHWEST	02/25/1946	Active	6	0	0	0	0.00%	6		15		3	P,S,T,M,VP SC	7		\$10.00	
Exc Award (06/30/2019)																		
107283	MINNEAPOLIS SPECIAL OLYMPIC MINNESOTA	01/18/2010	Active	17	0	0	0	0.00%	17		11		3	P,S,T,M,VP SC	11		\$10.00	
2976	NEW HOPE	11/19/1953	Active	43	6	3	3	7.50%	40	22	0		12	P,S,T,M,VP SC	0		\$500.00	
Exc Award (06/30/2017, 06/30/2019, 06/30/2021)																		
2977	NORTHWEST TONKA	08/30/1950	Active	33	1	7	-6	-15.38%	39	17	0			P,S,T,M,VP SC	3		\$10.00	
Exc Award (06/30/2018, 06/30/2023)																		
2978	ORONO DISTRICT	03/16/1952	Active	25	0	0	0	0.00%	25		14		8	P,S,T,M,VP SC	1		\$565.00	
Exc Award (06/30/2018)																		
2979	OSSEO	08/28/1944	Active	51	0	6	-6	-10.53%	59	14	0		None	P,S,T,M,VP SC	0		\$3,770.00	



## Club Health Assessment for District 5M 5 through June 2025

			Status								Membership								Reports				Finance		LCIF
Club Number	Club Name	Charter Date		Current Member Count	YTD Members Added	YTD Members Dropped	YTD Net Growth	YTD Net Growth%	Member Count 12 Months Ago	Avg. length of service for dropped members	Months Since Last MMR ***	Yrs. Since Last Officer Report	President Rotation	Vice President Reported ****	Months Since Last Activity Report ***	Account Balance	Donations for current Fiscal Year								
			Number of times on status quo within last two years	If below 15 members appears				If net loss is greater than 20% appears			If no report in 3 months appears in	When more than one year appears in	Number of repeat terms	Notes the officers that do not have an active	If no report at 12 months appears in red										
Exc Award (06/30/2022, 06/30/2024)																									
2980	PLYMOUTH	11/11/1959	Active	25	2	5	-3	-10.71%	28	9	3			P,S,T,M,VP SC	4		\$5,000.00								
97536	RICHFIELD	06/30/2006	Active	18	2	1	1	5.88%	17	37	4		4	P,S,T,M,VP SC	2		\$1,500.00								
Exc Award (06/30/2016)																									
2982	ROBBINSDALE	02/28/1939	Active	33	18	6	12	57.14%	21	3	1			P,S,T,M,VP SC	0		\$510.00								
Exc Award (06/30/2017)																									
32910	ROGERS	11/04/1976	Active	79	6	11	-5	-5.95%	84	14	0			P,S,T,M,VP SC	0		\$1,000.00								
Exc Award (06/30/2017, 06/30/2018)																									
2984	ST BONIFACIUS	09/13/1971	Active	30	0	0	0	0.00%	30		1			P,S,T,M,VP SC	0		\$300.00								
2985	ST LOUIS PARK	04/28/1942	Active	21	1	5	-4	-16.00%	25	18	0		2	P,S,T,M,VP SC	0		\$510.00								
Exc Award (06/30/2016, 06/30/2017, 06/30/2020)																									
2987	WAYZATA	08/27/1952	Active	24	6	0	6	33.33%	18		1		4	P,S,T,M,VP SC	10		\$9,202.00								
Exc Award (06/30/2018, 06/30/2023)																									
Current Total Clubs Count	YTD New Clubs Count	YTD Cancelled Clubs Count	YTD Net Club Gain	Current Total Members Count	YTD Add	YTD Drop	YTD Net Growth	YTD Net Growth %	Member Count 12 Months Ago	Average Member Count Per Club	% of Clubs with less than 20 members	% No MMR in 3 Months	% No Officer Report in 12 Months	% of Clubs with balance 90+ days	Number of Clubs in Status Quo	% Status Quo Clubs in Financial Suspension	Number of Cancelled Clubs	Average Cancelled Club Age	Members Lost Due to Cancellation	% of Clubs Cancelled for Non-Financial Reasons					
37	0	0	0	1,354	152	137	15	1.12%	1,341	37	32%	19%	0%	0%	0	0%	0	0	0	0%					

\* - P - Priority Club. Cancellation Reasons: 1-Objectives/conduct, 2-Non-active club, 5-Non-existing club, 6-Disbanding, 7-Merger, 8-Financial Suspension, 9-District/Multiple District Dues.


\*\* - Abbreviation: P-President, S-Secretary, T-Treasurer, M-Member Chairperson, VP-First Vice President, MC-Communications Chairperson, SC-Service Chairperson

\*\*\* - Abbreviation: N/R - Never reported using the Lions Clubs website, N/A - Not applicable, No password registered for the Lions Clubs website.

\*\*\*\* - Abbreviation: N - New, IP - Immediate Past, R - Repeat.



# Club Health Assessment for District 5M 6 through June 2025

			Status	Membership							Reports					Finance	LCIF
Club Number	Club Name	Charter Date		Current Member Count	YTD Members Added	YTD Members Dropped	YTD Net Growth	YTD Net Growth%	Member Count 12 Months Ago	Avg. length of service for dropped members	Months Since Last MMR ***	Yrs. Since Last Officer Report	President Rotation	Vice President Reported ****	Months Since Last Activity Report ***	Account Balance	Donations for current Fiscal Year
			Number of times on status quo within last two years	If below 15 members appears				If net loss is greater than 20% appears			If no report in 3 months appears in	When more than one year appears in	Number of repeat terms	Notes the officers that do not have an active	If no report at 12 months appears in red		
Clubs more than two years old																	
124786	Afton/Bayport/Lakeland (ABL)	04/30/2015	Active	39	16	2	14	56.00%	25	1	0		2	P,S,T,M,VP SC	1		\$1,595.00
Exc Award (06/30/2017, 06/30/2018, 06/30/2020)																	
2786	BURNSVILLE SAVAGE	05/12/1966	Active	40	7	12	-5	-11.11%	45	10	0		2	P,S,T,M,VP SC	1		\$12,070.00
Exc Award (06/30/2022, 06/30/2024)																	
2793	COTTAGE GROVE	12/01/1970	Active	100	23	5	18	21.95%	82	9	0			P,S,T,M,VP SC	2		\$100.00
Exc Award (06/30/2018, 06/30/2019)																	
2794	EAGAN L C	10/01/1969	Active	52	5	4	1	1.96%	51	7	0			P,S,T,M,VP SC	1		\$1,600.00
Exc Award (06/30/2023)																	
46184	FALCON HEIGHTS LAUDERDALE	05/14/1986	Active	46	1	0	1	2.22%	45		4			P,S,T,M,VP SC	7		\$1,000.00
2796	FARMINGTON	03/31/1953	Active	19	1	9	-8	-29.63%	27	18	1			P,S,T,M,VP SC	0		\$1,600.00
Exc Award (06/30/2019)																	
2800	HASTINGS RIVERTOWN	01/23/1967	Active	29	4	1	3	11.54%	26	2	1			P,S,T,M,VP SC	0		\$2,850.00
Exc Award (06/30/2019, 06/30/2022)																	
2803	LAKEVILLE	02/17/1953	Active	120	30	2	28	30.43%	92	6	0			P,S,T,M,VP SC	0		\$6,210.00
Exc Award (06/30/2017, 06/30/2020, 06/30/2024)																	
55890	LAKEVILLE LAKESIDE	06/28/1994	Active	4	0	1	-1	-20.00%	5	38	3		7	P,S,T,M,VP SC	4		
2806	MAPLEWOOD NORTH	03/23/1964	Active	19	1	2	-1	-5.00%	20	27	0			P,S,T,M,VP SC	0		\$150.00
Exc Award (06/30/2016, 06/30/2019)																	
2805	MAPLEWOOD OAKDALE L C	09/26/1963	Active	15	3	0	3	25.00%	12		1		7	P,S,T,M,VP SC	1		\$200.00
40195	MIESVILLE	06/30/1981	Active	21	0	1	-1	-4.55%	22	43	11		11	P,S,T,M,VP SC	2		
2807	MOUNDS VIEW	10/05/1964	Active	17	4	2	2	13.33%	15	46	0		2	P,S,T,M,VP SC	3		\$1,000.00
Exc Award (06/30/2017)																	
2808	NEW BRIGHTON	10/09/1950	Active	62	26	9	17	37.78%	45	10	0		2	P,S,T,M,VP SC	0		\$5,125.00
Exc Award (06/30/2019)																	
2811	NORTH SAINT PAUL	02/20/1945	Active	16	0	0	0	0.00%	16		1		2	P,S,T,M,VP SC	2		\$400.00
2813	NORTH SUBURBAN EVENING	04/26/1973	Active	16	0	0	0	0.00%	16		12			P,S,T,M,VP SC	0		
Exc Award (06/30/2018)																	



# Club Health Assessment for District 5M 6 through June 2025

			Status	Membership							Reports					Finance		LCIF
Club Number	Club Name	Charter Date		Current Member Count	YTD Members Added	YTD Members Dropped	YTD Net Growth	YTD Net Growth%	Member Count 12 Months Ago	Avg. length of service for dropped members	Months Since Last MMR ***	Yrs. Since Last Officer Report	President Rotation	Vice President Reported ****	Months Since Last Activity Report ***	Account Balance	Donations for current Fiscal Year	
			Number of times on status quo within last two years	If below 15 members appears				If net loss is greater than 20% appears			If no report in 3 months appears in	When more than one year appears in	Number of repeat terms	Notes the officers that do not have appears in an active	If no report at 12 months red			
2815	ROSEMOUNT	03/27/1962	Active	21	1	1	0	0.00%	21	3	0		9	P,S,T,M,VP SC	0		\$165.00	
	Exc Award (06/30/2019)																	
2812	ROSEVILLE	04/20/1955	Cancelled(6*)	0	0	11	-11	-100.00%	11	19	9		None	P,S,T,M,VP SC	24+			
	Exc Award (06/30/2018)																	
41301	SCANDIA MARINE	05/05/1982	Active	130	14	9	5	4.00%	125	20	2			P,S,T,M,VP SC	0		\$2,210.00	
	Exc Award (06/30/2016, 06/30/2017, 06/30/2018)																	
132532	Shoreview/Arden Hills	08/22/2017	Active	17	6	5	1	6.25%	16	2	0		None	P,S,T,M,VP SC	0		\$2,310.00	
	Exc Award (06/30/2019, 06/30/2022, 06/30/2023)																	
2826	SOUTH ST PAUL	12/10/1946	Active	72	5	2	3	4.35%	69	3	0			P,S,T,M,VP SC	9		\$2,000.00	
	Exc Award (06/30/2024)																	
144826	SSP Southwest Lioness	02/11/2021	Active	25	6	0	6	31.58%	19		0		None	P,S,T,M,VP SC	0		\$50.00	
	Exc Award (06/30/2023)																	
2822	ST PAUL	06/18/1940	Active	28	3	5	-2	-6.67%	30	16	1		2	P,S,T,M,VP SC	10		\$2,100.00	
	Exc Award (06/30/2017, 06/30/2020, 06/30/2021)																	
2821	ST PAUL EAST PARKS	08/02/1955	Active	17	0	0	0	0.00%	17		0		2	P,S,T,M,VP SC	5			
2820	ST PAUL EAST SIDE	11/20/1951	Active	12	1	3	-2	-14.29%	14	22	0		7	P,S,T,M,VP SC	7			
33199	ST PAUL NORTH RAMSEY 500	01/13/1977	Active	13	3	0	3	30.00%	10		1			P,S,T,M,VP SC	1		\$1,992.00	
	Exc Award (06/30/2018, 06/30/2019)																	
2823	ST PAUL PARK NEWPORT	09/28/1955	Active	60	8	5	3	5.26%	57	14	0			P,S,T,M,VP SC	9		\$5.00	
	Exc Award (06/30/2024)																	
2828	STILLWATER	05/25/1928	Active	29	0	3	-3	-9.38%	32	24	3			P,S,T,M,VP SC	9		\$800.00	
39010	VADNAIS HEIGHTS	10/31/1980	Active	56	9	10	-1	-1.75%	57	7	0			P,S,T,M,VP SC	0	90+ Days	\$6,120.00	
	Exc Award (06/30/2016, 06/30/2017, 06/30/2018)																	
2829	WHITE BEAR LAKE	02/22/1945	Active	67	2	5	-3	-4.29%	70	10	0			P,S,T,M,VP SC	7		\$16,048.06	
	Exc Award (06/30/2019)																	
2830	WILDWOOD	05/24/1956	Active	38	0	6	-6	-13.64%	44	22	1			P,S,T,M,VP SC	1		\$2,200.00	
	Exc Award (06/30/2018)																	
2831	WOODBURY	01/17/1969	Active	51	11	13	-2	-3.77%	53	5	0		2	P,S,T,M,VP SC	4		\$1,000.00	



## Club Health Assessment for District 5M 6 through June 2025

			Status	Membership							Reports					Finance	LCIF
Club Number	Club Name	Charter Date		Current Member Count	YTD Members Added	YTD Members Dropped	YTD Net Growth	YTD Net Growth%	Member Count 12 Months Ago	Avg. length of service for dropped members	Months Since Last MMR ***	Yrs. Since Last Officer Report	President Rotation	Vice President Reported ****	Months Since Last Activity Report ***	Account Balance	Donations for current Fiscal Year
			Number of times on status quo within last two years	If below 15 members appears				If net loss is greater than 20% appears			If no report in 3 months appears in	When more than one year appears in	Number of repeat terms	Notes the officers that do not have an active	If no report at 12 months appears in red		

Clubs Cancelled Previous Fiscal Year – Clubs Cancelled within last 12 months may be reinstated

Club Number	Club Name	Charter Date	Current Status*	Cancellation Date
2801	INVER GROVE HEIGHTS	05/26/1966	Cancelled(6*)	09/29/2023

Current Total Clubs Count	YTD New Clubs Count	YTD Cancelled Clubs Count	YTD Net Club Gain	Current Total Members Count	YTD Add	YTD Drop	YTD Net Growth	YTD Net Growth %	Member Count 12 Months Ago	Average Member Count Per Club	% of Clubs with less than 20 members	% No MMR in 3 Months	% No Officer Report in 12 Months	% of Clubs with balance 90+ days	Number of Clubs in Status Quo	% Status Quo Clubs in Financial Suspension	Number of Cancelled Clubs	Average Cancelled Club Age	Members Lost Due to Cancellation	% of Clubs Cancelled for Non-Financial Reasons
31	0	1	-1	1,251	190	128	62	5.21%	1,189	40	35%	16%	0%	3%	0	0%	1	127	11	100%

\* - P - Priority Club. Cancellation Reasons: 1-Objectives/conduct, 2-Non-active club, 5-Non-existing club, 6-Disbanding, 7-Merger, 8-Financial Suspension, 9-District/Multiple District Dues.

\*\* - Abbreviation: P-President, S-Secretary, T-Treasurer, M-Member Chairperson, VP-First Vice President, MC-Communications Chairperson, SC-Service Chairperson

\*\*\* - Abbreviation: N/R - Never reported using the Lions Clubs website, N/A - Not applicable, No password registered for the Lions Clubs website.

\*\*\*\* - Abbreviation: N - New, IP - Immediate Past, R - Repeat.




# Club Health Assessment for District 5M 7 through June 2025

			Status	Membership							Reports					Finance	LCIF	
Club Number	Club Name	Charter Date		Current Member Count	YTD Members Added	YTD Members Dropped	YTD Net Growth	YTD Net Growth%	Member Count 12 Months Ago	Avg. length of service for dropped members	Months Since Last MMR ***	Yrs. Since Last Officer Report	President Rotation	Vice President Reported ****	Months Since Last Activity Report ***	Account Balance	Donations for current Fiscal Year	
			Number of times on status quo within last two years	If below 15 members appears			If net loss is greater than 20% appears			If no report in 3 months appears in			When more than one year appears in	Number of repeat terms	Notes the officers that do not have an active	If no report at 12 months red		
Clubs more than two years old																		
32909	ALBERTVILLE	11/09/1976	Active	31	1	4	-3	-8.82%	34	12	2			P,S,T,M,VP SC	4		\$1,010.00	
39026	ALMELUND	11/18/1980	Active	32	1	2	-1	-3.03%	33	22	2			P,S,T,M,VP SC	1		\$1,415.00	
Exc Award (06/30/2018, 06/30/2023)																		
29903	ANDOVER	11/05/1974	Active	23	1	2	-1	-4.17%	24	25	2		3	P,S,T,M,VP SC	3		\$130.00	
Exc Award (06/30/2018)																		
2946	ANNANDALE	11/14/1962	Active	66	4	3	1	1.54%	65	26	1			P,S,T,M,VP SC	2		\$5,000.00	
Exc Award (06/30/2018)																		
2781	ANOKA	12/03/1951	Active	40	8	4	4	11.11%	36	18	0		3	P,S,T,M,VP SC	7			
Exc Award (06/30/2017, 06/30/2018, 06/30/20)																		
30496	BECKER	04/08/1975	Active	28	1	0	1	3.70%	27		2		3	P,S,T,M,VP SC	1		\$220.00	
Exc Award (06/30/2018, 06/30/2022)																		
2783	BIG LAKE	11/05/1973	Active	24	2	5	-3	-11.11%	27	21	0			P,S,T,M,VP SC	2		\$215.00	
Exc Award (06/30/2022, 06/30/2023)																		
142946	Big Lake Lioness	09/23/2020	Active	10	2	3	-1	-9.09%	11	4	0			P,S,T,M,VP SC	0		\$30.00	
Exc Award (06/30/2023)																		
105994	BLAINE CENTRAL	06/23/2009	Active	10	1	4	-3	-23.08%	13	6	1			P,S,T,M,VP SC	1		\$200.00	
Exc Award (06/30/2017, 06/30/2019, 06/30/20)																		
2951	BUFFALO	10/17/1945	Active	21	0	2	-2	-8.70%	23	19	0			P,S,T,M,VP SC	0		\$50.00	
2787	CAMBRIDGE	02/03/1955	Active	14	1	3	-2	-12.50%	16	29	2		3	P,S,T,M,VP SC	6		\$480.00	
Exc Award (06/30/2018)																		
30253	CEDAR EAST BETHEL	02/24/1975	Active	39	6	2	4	11.43%	35	10	0		4	P,S,T,M,VP SC	0		\$115.00	
29199	CENTERVILLE	04/30/1974	Active	28	3	1	2	7.69%	26	1	1			P,S,T,M,VP SC	2		\$2,335.00	
Exc Award (06/30/2018, 06/30/2022)																		
2788	CHISAGO LAKES	06/03/1952	Active	48	9	4	5	11.63%	43	40	1		2	P,S,T,M,VP SC	0		\$575.00	
Exc Award (06/30/2018)																		
2789	CIRCLE PINESLEXINGTON	11/17/1955	Active	15	2	9	-7	-31.82%	22	6	0		2	P,S,T,M,VP SC	0		\$150.00	
Exc Award (06/30/2018)																		



# Club Health Assessment for District 5M 7 through June 2025

			Status	Membership							Reports				Finance		LCIF
Club Number	Club Name	Charter Date		Current Member Count	YTD Members Added	YTD Members Dropped	YTD Net Growth	YTD Net Growth%	Member Count 12 Months Ago	Avg. length of service for dropped members	Months Since Last MMR ***	Yrs. Since Last Officer Report	President Rotation	Vice President Reported ****	Months Since Last Activity Report ***	Account Balance	Donations for current Fiscal Year
			Number of times on status quo within last two years	If below 15 members appears				If net loss is greater than 20% appears			If no report in 3 months appears in	When more than one year appears in	Number of repeat terms	Notes the officers that do not have an active	If no report at 12 months red		
2790	CLEAR LAKE	05/14/1973	Active	81	3	6	-3	-3.57%	84	12	0			P,S,T,M,VP SC	8		\$10,005.00
36190	CLEARWATER	11/20/1978	Active	37	4	6	-2	-5.13%	38	8	0		2	P,S,T,M,VP SC	9		\$20.00
	Exc Award (06/30/2017)																
37767	COKATO DASSEL	12/10/1979	Active	43	5	0	5	13.16%	38		2			P,S,T,M,VP SC	7		\$800.00
	Exc Award (06/30/2018, 06/30/2022)																
2791	COLUMBIA HEIGHTS	08/17/1955	Active	52	3	1	2	4.00%	50	16	0		2	P,S,T,M,VP SC	4		
	Exc Award (06/30/2022)																
32283	COLUMBUS	05/25/1976	Active	25	3	4	-1	-3.85%	26	14	1			P,S,T,M,VP SC	0		\$200.00
	Exc Award (06/30/2022)																
2792	COON RAPIDS	02/04/1954	Active	32	8	14	-6	-15.79%	38	15	0			P,S,T,M,VP SC	3		\$1,475.00
	Exc Award (06/30/2018, 06/30/2022, 06/30/2024)																
101191	COON RAPIDS NORTH STAR	03/03/2008	Active	25	1	0	1	4.17%	24		9			P,S,T,M,VP SC	3		
2954	DELANO	11/04/1965	Active	33	3	5	-2	-5.71%	35	6	3			P,S,T,M,VP SC	4		
2795	ELK RIVER	03/22/1971	Active	28	4	4	0	0.00%	28	22	1		2	P,S,T,M,VP SC	1		\$1,975.00
2797	FOREST LAKE	04/14/1960	Active	44	5	3	2	4.76%	42	5	2			P,S,T,M,VP SC	0		\$1,900.00
	Exc Award (06/30/2017, 06/30/2023)																
2798	FRIDLEY	12/15/1953	Active	57	8	3	5	9.62%	52	11	0			P,S,T,M,VP SC	6		\$1,140.00
	Exc Award (06/30/2024)																
44937	GRANDY	05/20/1985	Active	36	3	4	-1	-2.70%	37	18	0			P,S,T,M,VP SC	3		
2799	HAM LAKE L C	03/14/1966	Active	32	3	2	1	3.23%	31	15	0		2	P,S,T,M,VP SC	0		\$5,110.00
	Exc Award (06/30/2018, 06/30/2022)																
31238	HANOVER	10/20/1975	Active	21	0	0	0	0.00%	21		13		2	P,S,T,M,VP SC	2		\$3,105.00
	Exc Award (06/30/2022)																
35681	HOWARD LAKE	05/25/1978	Active	32	3	5	-2	-5.88%	34	18	0			P,S,T,M,VP SC	2		\$120.00
	Exc Award (06/30/2018, 06/30/2019)																
30143	HUGO	01/27/1975	Active	25	3	1	2	8.70%	23	2	3			P,S,T,M,VP SC	0		
	Exc Award (06/30/2018)																
28130	ISANTI	03/15/1974	Active	33	0	0	0	0.00%	33		15		6	P,S,T,M,VP SC	7		\$1,030.00



# Club Health Assessment for District 5M 7 through June 2025

			Status	Membership							Reports					Finance		LCIF
Club Number	Club Name	Charter Date		Current Member Count	YTD Members Added	YTD Members Dropped	YTD Net Growth	YTD Net Growth%	Member Count 12 Months Ago	Avg. length of service for dropped members	Months Since Last MMR ***	Yrs. Since Last Officer Report	President Rotation	Vice President Reported ****	Months Since Last Activity Report ***	Account Balance	Donations for current Fiscal Year	
			Number of times on status quo within last two years	If below 15 members appears			If net loss is greater than 20% appears			If no report in 3 months appears in		When more than one year appears in	Number of repeat terms	Notes the officers that do not have an active		If no report at 12 months appears in red		
Exc Award (06/30/2018)																		
2804	LINO LAKES	04/28/1972	Active	16	8	1	7	77.78%	9	29	2		3	P,S,T,M,VP SC	4		\$200.00	
2962	MAPLE LAKE	10/11/1945	Active	45	19	7	12	36.36%	33	20	0		2	P,S,T,M,VP SC	1		\$13,650.00	
Exc Award (06/30/2018, 06/30/2024)																		
30761	MONTICELLO	05/12/1975	Active	79	1	3	-2	-2.47%	81	8	0			P,S,T,M,VP SC	2		\$13,860.00	
Exc Award (06/30/2016, 06/30/2018)																		
39027	MONTROSE	11/07/1980	Active	14	0	1	-1	-6.67%	15	7	0			P,S,T,M,VP SC	1		\$510.00	
2809	NORTH BRANCH	06/22/1973	Active	38	8	5	3	8.57%	35	4	0		2	P,S,T,M,VP SC	3		\$4,070.00	
Exc Award (06/30/2018)																		
103853	NOWTHEN	10/24/2008	Active	13	0	1	-1	-7.14%	14	16	0		None	P,S,T,M,VP SC	2		\$2,450.00	
Exc Award (06/30/2022)																		
118463	OTSEGO	01/04/2013	Active	36	4	3	1	2.86%	35	7	0		3	P,S,T,M,VP SC	0		\$1,000.00	
2814	RAMSEY	08/31/1972	Active	23	6	7	-1	-4.17%	24	3	0		4	P,S,T,M,VP SC	1		\$11,200.00	
Exc Award (06/30/2018)																		
2983	ROCKFORD	04/25/1956	Active	47	5	11	-6	-11.32%	53	17	0		None	P,S,T,M,VP SC	4			
Exc Award (06/30/2018, 06/30/2022)																		
2816	RUSH CITY	10/05/1971	Active	38	3	1	2	5.56%	36	2	9			P,S,T,M,VP SC	7		\$932.00	
Exc Award (06/30/2018, 06/30/2022)																		
34610	SANTIAGO	11/17/1977	Active	28	8	3	5	21.74%	23	18	2			P,S,T,M,VP SC	4			
2827	SPRING LAKE PARK	08/28/1956	Active	56	7	6	1	1.82%	55	19	0		None	P,S,T,M,VP SC	1		\$1,715.00	
Exc Award (06/30/2017, 06/30/2018, 06/30/2020)																		
2818	ST FRANCIS	08/07/1968	Active	17	4	2	2	13.33%	15	2	0			P,S,T,M,VP SC	0		\$600.00	
Exc Award (06/30/2017, 06/30/2018, 06/30/2020)																		
2986	ST MICHAEL	03/05/1964	Active	50	6	3	3	6.38%	47	7	3			P,S,T,M,VP SC	4		\$2,000.00	
Exc Award (06/30/2018)																		
33294	STACY	02/09/1977	Active	47	1	1	0	0.00%	47	5	2		2	P,S,T,M,VP SC	0		\$1,030.00	
Exc Award (06/30/2019, 06/30/2022)																		
29075	TAYLORS FALLS	04/10/1974	Active	16	2	3	-1	-5.88%	17	8	4		2	P,S,T,M,VP SC	4			





## Club Health Assessment for District 5M 7 through June 2025

Club Number	Club Name	Charter Date	Status	Membership							Reports					Finance	LCIF
				Current Member Count	YTD Members Added	YTD Members Dropped	YTD Net Growth	YTD Net Growth%	Member Count 12 Months Ago	Avg. length of service for dropped members	Months Since Last MMR ***	Yrs. Since Last Officer Report	President Rotation	Vice President Reported ****	Months Since Last Activity Report ***	Account Balance	Donations for current Fiscal Year
			Number of times on status quo within last two years	If below 15 members appears				If net loss is greater than 20% appears			If no report in 3 months appears	When more than one year appears in	Number of repeat terms	Notes the officers that do not have an active	If no report at 12 months appears in red		
40733	WAVERLY	01/31/1982	Active	42	0	2	-2	-4.55%	44	22	0		2	P,S,T,M,VP SC	5		\$200.00
31241	WYOMING	10/07/1975	Active	5	0	4	-4	-44.44%	9	5	1		None	P,S,T,M,VP SC	7		
Exc Award (06/30/2017, 06/30/2018)																	
151327	Zimmerman Area	06/17/2022	Active	12	0	0	0	0.00%	12		12			P,S,T,M,VP SC	2	90+ Days	

Clubs Cancelled Previous Fiscal Year – Clubs Cancelled within last 12 months may be reinstated

Club Number	Club Name	Charter Date	Current Status*	Cancellation Date
101006	HANOVER CROW RIVER	01/24/2008	Cancelled(6*)	07/29/2023

Current Total Clubs Count	YTD New Clubs Count	YTD Cancelled Clubs Count	YTD Net Club Gain	Current Total Members Count	YTD Add	YTD Drop	YTD Net Growth	YTD Net Growth %	Member Count 12 Months Ago	Average Member Count Per Club	% of Clubs with less than 20 members	% No MMR in 3 Months	% No Officer Report in 12 Months	% of Clubs with balance 90+ days	Number of Clubs in Status Quo	% Status Quo Clubs in Financial Suspension	Number of Cancelled Clubs	Average Cancelled Club Age	Members Lost Due to Cancellation	% of Clubs Cancelled for Non-Financial Reasons
51	0	0	0	1,687	183	170	13	0.78%	1,673	33	22%	18%	0%	2%	0	0%	0	0	0	0%

\* - P - Priority Club. Cancellation Reasons: 1-Objectives/conduct, 2-Non-active club, 5-Non-existing club, 6-Disbanding, 7-Merger, 8-Financial Suspension, 9-District/Multiple District Dues.

\*\* - Abbreviation: P-President, S-Secretary, T-Treasurer, M-Member Chairperson, VP-First Vice President, MC-Communications Chairperson, SC-Service Chairperson

\*\*\* - Abbreviation: N/R - Never reported using the Lions Clubs website, N/A - Not applicable, No password registered for the Lions Clubs website.

\*\*\*\* - Abbreviation: N - New, IP - Immediate Past, R - Repeat.



# Club Health Assessment for District 5M 8 through June 2025

			Status	Membership							Reports					Finance		LCIF
Club Number	Club Name	Charter Date		Current Member Count	YTD Members Added	YTD Members Dropped	YTD Net Growth	YTD Net Growth%	Member Count 12 Months Ago	Avg. length of service for dropped members	Months Since Last MMR ***	Yrs. Since Last Officer Report	President Rotation	Vice President Reported ****	Months Since Last Activity Report ***	Account Balance	Donations for current Fiscal Year	
			Number of times on status quo within last two years	If below 15 members appears				If net loss is greater than 20% appears			If no report in 3 months appears in	When more than one year appears in	Number of repeat terms	Notes the officers that do not have an active	If no report at 12 months appears in red			
Clubs less than two years old																		
182006	Central Minnesota Citizens Police Academy	05/01/2025	Newly Chartered	15	16	1	15	100.00%	0	0	0			P,S,T,M,VP SC	0		\$25.00	
157641	Pine County Northern Lights Lions	04/04/2024	Active	29	4	3	1	3.57%	28	1	0		2	P,S,T,M,VP SC	4		\$115.16	
182707	Stearns County Heartland Champions	06/13/2025	Newly Chartered	20	20	0	20	100.00%	0		0			P,S,T,M,VP SC	0		\$25.00	
Clubs more than two years old																		
3131	ALBANY Exc Award (06/30/2018)	03/07/1950	Active	59	3	1	2	3.51%	57	47	3			P,S,T,M,VP SC	5		\$815.16	
3135	AVON Exc Award (06/30/2018)	04/20/1966	Active	77	3	2	1	1.32%	76	3	2			P,S,T,M,VP SC	0		\$1,015.16	
140179	Avon Hills Exc Award (06/30/2022)	11/18/2019	Active	22	3	7	-4	-15.38%	26	4	1		2	P,S,T,M,VP SC	1		\$3,980.48	
3136	BELGRADE Exc Award (06/30/2017, 06/30/2018)	09/21/1960	Active	41	4	3	1	2.50%	40	4	1		2	P,S,T,M,VP SC	1		\$15.16	
46810	BROWERVILLE	01/20/1987	Active	29	4	3	1	3.57%	28	16	2			P,S,T,M,VP SC	2		\$38.91	
102392	BUCKMAN AREA Exc Award (06/30/2018)	06/11/2008	Active	10	0	0	0	0.00%	10		12		14	P,S,T,M,VP SC	1		\$115.16	
3142	COLD SPRING Exc Award (06/30/2017)	05/03/1945	Active	25	1	2	-1	-3.85%	26	31	10			P,S,T,M,VP SC	1		\$415.16	
62345	COLD SPRING HOME PRIDE Exc Award (06/30/2017, 06/30/2018, 06/30/2020)	09/13/1999	Active	38	1	3	-2	-5.00%	40	10	5			P,S,T,M,VP SC	0		\$2,530.16	
82969	DUELM AREA Exc Award (06/30/2018, 06/30/2022)	06/30/2004	Active	61	2	5	-3	-4.69%	64	21	3			P,S,T,M,VP SC	0		\$1,623.57	
2901	EAGLE BEND Exc Award (06/30/2018)	04/17/1973	Active	18	0	2	-2	-10.00%	20	11	0			P,S,T,M,VP SC	0		\$258.91	
3145	EDEN VALLEY Exc Award (06/30/2017, 06/30/2018)	10/24/1967	Active	48	16	3	13	37.14%	35	15	0		2	P,S,T,M,VP SC	3		\$65.16	
88584	FARMING	06/09/2005	Active	32	0	1	-1	-3.03%	33	6	0			P,S,T,M,VP SC	0		\$2,315.16	



# Club Health Assessment for District 5M 8 through June 2025

			Status	Membership							Reports					Finance	LCIF
Club Number	Club Name	Charter Date		Current Member Count	YTD Members Added	YTD Members Dropped	YTD Net Growth	YTD Net Growth%	Member Count 12 Months Ago	Avg. length of service for dropped members	Months Since Last MMR ***	Yrs. Since Last Officer Report	President Rotation	Vice President Reported ****	Months Since Last Activity Report ***	Account Balance	Donations for current Fiscal Year
			Number of times on status quo within last two years	If below 15 members appears				If net loss is greater than 20% appears			If no report in 3 months appears in	When more than one year appears in	Number of repeat terms	Notes the officers that do not have an active	If no report at 12 months appears in red		
Exc Award (06/30/2018, 06/30/2024)																	
42524	FINLAYSON & GIESE L C	04/29/1983	Active	24	4	3	1	4.35%	23	8	1		4	P,S,T,M,VP SC	0		\$1,115.16
Exc Award (06/30/2018, 06/30/2019)																	
3147	FOLEY	03/11/1958	Active	42	3	0	3	7.69%	39		2			P,S,T,M,VP SC	0		\$515.16
Exc Award (06/30/2018, 06/30/2024)																	
3148	FREEPORT	04/08/1965	Active	47	5	7	-2	-4.08%	49	12	0			P,S,T,M,VP SC	0		\$1,515.16
Exc Award (06/30/2017, 06/30/2018, 06/30/2020)																	
29076	GRASSTON	04/08/1974	Active	16	1	2	-1	-5.88%	17	11	2		None	P,S,T,M,VP SC	0		\$15.16
Exc Award (06/30/2018)																	
31237	GREENWALD	10/07/1975	Active	28	0	0	0	0.00%	28		7			P,S,T,M,VP SC	1		\$1,115.16
Exc Award (06/30/2018, 06/30/2023)																	
36793	GREY EAGLE-BURTRUM	03/30/1979	Active	37	2	3	-1	-2.63%	38	9	5		3	P,S,T,M,VP SC	0		\$615.16
Exc Award (06/30/2018)																	
2854	HINCKLEY	01/24/1972	Active	28	1	2	-1	-3.45%	29	14	1			P,S,T,M,VP SC	0		\$615.16
Exc Award (06/30/2018)																	
30710	HOLDINGFORD	05/19/1975	Active	30	1	1	0	0.00%	30	50	0			P,S,T,M,VP SC	0		\$115.16
Exc Award (06/30/2017)																	
2856	ISLE	01/11/1971	Active	54	4	5	-1	-1.82%	55	2	0		2	P,S,T,M,VP SC	0		\$1,015.16
Exc Award (06/30/2019)																	
40095	KIMBALL	06/18/1981	Active	55	8	2	6	12.24%	49	26	0			P,S,T,M,VP SC	1		\$365.16
Exc Award (06/30/2018)																	
45064	LAKE HENRY	06/13/1985	Active	21	1	5	-4	-16.00%	25	13	0		3	P,S,T,M,VP SC	6		\$415.16
Exc Award (06/30/2018)																	
89654	LE SAUK TOWNSHIP AREA	11/17/2005	Active	26	0	5	-5	-16.13%	31	13	0			P,S,T,M,VP SC	3		\$115.16
Exc Award (06/30/2018)																	
55966	LINCOLN SCANDIA VALLEY TOWNSHP	07/05/1994	Active	45	8	3	5	12.50%	40	15	0		None	P,S,T,M,VP SC	0		\$888.91
Exc Award (06/30/2018, 06/30/2019)																	
2857	LITTLE FALLS	01/30/1922	Active	36	3	4	-1	-2.70%	37	19	0			P,S,T,M,VP SC	0		\$1,015.16
Exc Award (06/30/2018)																	
58677	LITTLE FALLS DANDEE	09/05/1996	Active	28	3	2	1	3.70%	27	16	6			P,S,T,M,VP SC	3		\$265.16



# Club Health Assessment for District 5M 8 through June 2025

			Status	Membership							Reports					Finance	LCIF
Club Number	Club Name	Charter Date		Current Member Count	YTD Members Added	YTD Members Dropped	YTD Net Growth	YTD Net Growth%	Member Count 12 Months Ago	Avg. length of service for dropped members	Months Since Last MMR ***	Yrs. Since Last Officer Report	President Rotation	Vice President Reported ****	Months Since Last Activity Report ***	Account Balance	Donations for current Fiscal Year
			Number of times on status quo within last two years	If below 15 members appears					If net loss is greater than 20% appears		If no report in 3 months appears in	When more than one year appears in	Number of repeat terms	Notes the officers that do not have an active	If no report at 12 months red		
Exc Award (06/30/2018)																	
45559	LITTLE FALLS LINDBERGH	12/18/1985	Active	23	5	0	5	27.78%	18		2			P,S,T,M,VP SC	1		\$315.16
2919	LONG PRAIRIE	01/11/1954	Active	47	3	6	-3	-6.00%	50	14	1		2	P,S,T,M,VP SC	0		\$1,058.91
Exc Award (06/30/2018)																	
43327	LUXEMBURG	01/31/1984	Active	32	2	3	-1	-3.03%	33	4	0			P,S,T,M,VP SC	0		\$565.16
Exc Award (06/30/2018)																	
3157	MELROSE	03/19/1958	Active	36	2	5	-3	-7.69%	39	6	0			P,S,T,M,VP SC	11		\$1,165.16
154467	Milaca Area	06/13/2023	Active	25	0	7	-7	-21.88%	32	1	3		None	P,S,T,M,VP SC	0		\$115.16
2860	MORA	06/24/1958	Active	54	10	9	1	1.89%	53	6	1			P,S,T,M,VP SC	2	90+ Days	\$1,215.16
Exc Award (06/30/2018, 06/30/2019, 06/30/20)																	
2861	MOTLEY	12/16/1971	Active	20	2	3	-1	-4.76%	21	3	4		2	P,S,T,M,VP SC	0		\$15,988.91
40353	NEW MUNICH	09/28/1981	Active	22	1	0	1	4.76%	21		3			P,S,T,M,VP SC	0		\$15.16
31419	OGILVIE	12/15/1975	Active	19	0	0	0	0.00%	19		11			P,S,T,M,VP SC	1		\$1,215.16
Exc Award (06/30/2018)																	
34814	ONAMIA	12/27/1977	Active	23	4	4	0	0.00%	23	12	0			P,S,T,M,VP SC	1		\$365.16
Exc Award (06/30/2018)																	
3163	PAYNESVILLE	09/03/1946	Active	58	7	10	-3	-4.92%	61	16	0			P,S,T,M,VP SC	1		\$1,295.16
Exc Award (06/30/2017, 06/30/2022, 06/30/20)																	
2864	PIERZ	05/05/1964	Active	65	6	5	1	1.56%	64	21	0			P,S,T,M,VP SC	0		\$690.16
2865	PINE CITY	01/25/1966	Active	41	5	7	-2	-4.65%	43	12	0			P,S,T,M,VP SC	0		\$515.16
53682	PINE CITY PINE AREA	09/17/1992	Active	37	4	3	1	2.78%	36	3	0			P,S,T,M,VP SC	3		\$565.16
Exc Award (06/30/2016, 06/30/2017, 06/30/20)																	
2866	PRINCETON	10/23/1952	Active	65	6	9	-3	-4.41%	68	14	0			P,S,T,M,VP SC	1		\$1,715.16
Exc Award (06/30/2016, 06/30/2017, 06/30/20)																	
78167	RAMEY MORRILL AREA	01/30/2004	Active	18	0	0	0	0.00%	18		1			P,S,T,M,VP SC	0		\$115.16
Exc Award (06/30/2018)																	
45482	RANDALL CUSHING AREA L C	11/11/1985	Active	19	3	7	-4	-17.39%	23	13	2			P,S,T,M,VP SC	4		\$338.91
37768	RICE	12/04/1979	Active	40	0	1	-1	-2.44%	41	2	1			P,S,T,M,VP SC	3		\$2,115.16




# Club Health Assessment for District 5M 8 through June 2025

			Status	Membership							Reports					Finance	LCIF
Club Number	Club Name	Charter Date		Current Member Count	YTD Members Added	YTD Members Dropped	YTD Net Growth	YTD Net Growth%	Member Count 12 Months Ago	Avg. length of service for dropped members	Months Since Last MMR ***	Yrs. Since Last Officer Report	President Rotation	Vice President Reported ****	Months Since Last Activity Report ***	Account Balance	Donations for current Fiscal Year
			Number of times on status quo within last two years	If below 15 members appears					If net loss is greater than 20% appears			If no report in 3 months appears in	When more than one year appears in	Number of repeat terms	Notes the officers that do not have an active	If no report at 12 months appears in red	
Exc Award (06/30/2018)			Active	57	2	2	0	0.00%	57	3	1		3	P,S,T,M,VP SC	1	90+ Days	\$415.16
3164	RICHMOND	10/07/1964															
Exc Award (06/30/2018)			Active	56	3	6	-3	-5.08%	59	9	0			P,S,T,M,VP SC	0		\$1,115.16
2868	ROCK CREEK	06/29/1972															
Exc Award (06/30/2018)			Active	40	3	1	2	5.26%	38	3	0			P,S,T,M,VP SC	0		\$65.16
31650	ROCKVILLE	02/11/1976															
Exc Award (06/30/2016)			Active	41	3	1	2	5.13%	39	5	5			P,S,T,M,VP SC	10		\$1,465.16
36372	ROYALTON	12/28/1978															
			Active	36	0	0	0	0.00%	36		14		2	P,S,T,M,VP SC	0		\$665.16
3165	SAINT CLOUD	07/18/1927															
			Active	39	2	5	-3	-7.14%	42	14	0			P,S,T,M,VP SC	0		\$1,215.16
2869	SANDSTONE	11/02/1962															
Exc Award (06/30/2016)			Active	32	0	3	-3	-8.57%	35	3	2			P,S,T,M,VP SC	0		\$465.16
59993	SANDSTONE QUARRY	10/08/1997															
Exc Award (06/30/2018)			Active	24	2	1	1	4.35%	23	15	1		9	P,S,T,M,VP SC	1		\$115.16
3169	SARTELL	10/27/1965															
Exc Award (06/30/2018, 06/30/2024)			Active	31	3	3	0	0.00%	31	16	2			P,S,T,M,VP SC	0		\$565.16
3171	SAUK RAPIDS	09/13/1929															
Exc Award (06/30/2016, 06/30/2017)			Active	74	6	13	-7	-8.64%	81	6	0			P,S,T,M,VP SC	1		\$2,390.16
61679	SAUK RAPIDS RIVERSIDE	03/26/1999															
Exc Award (06/30/2018, 06/30/2022, 06/30/20)			Active	51	1	0	1	2.00%	50		9			P,S,T,M,VP SC	9		\$1,015.16
121348	Sauk Rapids Tinville	02/17/2014															
Exc Award (06/30/2018)			Active	63	1	2	-1	-1.56%	64	31	0			P,S,T,M,VP SC	5		\$3,015.16
46611	SOBIESKI	10/28/1986															
			Active	43	0	4	-4	-8.51%	47	18	0			P,S,T,M,VP SC	1		\$515.16
43204	ST AUGUSTA	12/05/1983															
			Active	43	0	0	0	0.00%	43		15			P,S,T,M,VP SC	11		\$515.16
3166	ST CLOUD METRO	09/17/1973															
Exc Award (06/30/2017, 06/30/2018)			Active	52	6	2	4	8.33%	48	20	1			P,S,T,M,VP SC	0		\$1,485.16
3167	ST JOSEPH	02/25/1964															
Exc Award (06/30/2018)			Active	35	4	0	4	12.90%	31		0			P,S,T,M,VP SC	0		\$315.16
62793	ST JOSEPH Y2K	02/21/2000															
Exc Award (06/30/2016, 06/30/2018, 06/30/20)																	



Club Health Assessment for District 5M 8 through June 2025

			Status	Membership							Reports					Finance	LCIF
Club Number	Club Name	Charter Date		Current Member Count	YTD Members Added	YTD Members Dropped	YTD Net Growth	YTD Net Growth%	Member Count 12 Months Ago	Avg. length of service for dropped members	Months Since Last MMR ***	Yrs. Since Last Officer Report	President Rotation	Vice President Reported ****	Months Since Last Activity Report ***	Account Balance	Donations for current Fiscal Year
			Number of times on status quo within last two years	If below 15 members appears				If net loss is greater than 20% appears			If no report in 3 months appears in	When more than one year appears in	Number of repeat terms	Notes the officers that do not have an active	If no report at 12 months appears in red		
41820	ST MARTIN	09/20/1982	Active	31	3	4	-1	-3.13%	32	29	0			P,S,T,M,VP SC	0		\$265.16
Exc Award (06/30/2017, 06/30/2018, 06/30/2019)																	
40990	ST ROSA	03/08/1982	Active	27	1	1	0	0.00%	27	43	1			P,S,T,M,VP SC	0		\$325.16
Exc Award (06/30/2018)																	
3168	ST STEPHEN	06/30/1972	Active	31	2	5	-3	-8.82%	34	27	0			P,S,T,M,VP SC	2		\$815.16
Exc Award (06/30/2018)																	
54578	STAPLES 93	06/11/1993	Active	33	1	2	-1	-2.94%	34	20	1			P,S,T,M,VP SC	0		\$5,558.91
Exc Award (06/30/2019, 06/30/2023)																	
2936	STAPLES HOST	12/12/1938	Active	61	3	4	-1	-1.61%	62	20	3			P,S,T,M,VP SC	0		\$5,238.91
Exc Award (06/30/2016, 06/30/2017, 06/30/2018)																	
34498	STURGEON LAKE	10/24/1977	Active	44	5	4	1	2.33%	43	16	0			P,S,T,M,VP SC	0		\$8,915.16
Exc Award (06/30/2018)																	
2870	SWANVILLE	12/10/1951	Active	123	3	5	-2	-1.60%	125	10	0			P,S,T,M,VP SC	5		\$1,115.16
Exc Award (06/30/2018)																	
2872	UPSALA	12/07/1967	Active	26	1	1	0	0.00%	26	30	2			P,S,T,M,VP SC	0		\$765.16
Exc Award (06/30/2018)																	
3175	WATKINS	10/15/1973	Active	40	3	5	-2	-4.76%	42	8	1			P,S,T,M,VP SC	2		\$1,715.16

Clubs Cancelled Previous Fiscal Year – Clubs Cancelled within last 12 months may be reinstated

Club Number	Club Name	Charter Date	Current Status*	Cancellation Date																
62258	RANDALL-CUSHING LITTLE ELK	07/23/1999	Cancelled(6*)	06/29/2024																
Current Total Clubs Count	YTD New Clubs Count	YTD Cancelled Clubs Count	YTD Net Club Gain	Current Total Members Count	YTD Add	YTD Drop	YTD Net Growth	YTD Net Growth %	Member Count 12 Months Ago	Average Member Count Per Club	% of Clubs with less than 20 members	% No MMR in 3 Months	% No Officer Report in 12 Months	% of Clubs with balance 90+ days	Number of Clubs in Status Quo	% Status Quo Clubs in Financial Suspension	Number of Cancelled Clubs	Average Cancelled Club Age	Members Lost Due to Cancellation	% of Clubs Cancelled for Non-Financial Reasons
73	2	0	2	2,818	239	233	6	0.21%	2,812	39	10%	23%	0%	3%	0	0%	0	0	0	0%



Club Health Assessment for District 5M 8 through June 2025

			Status	Membership							Reports					Finance	LCIF
Club Number	Club Name	Charter Date		Current Member Count	YTD Members Added	YTD Members Dropped	YTD Net Growth	YTD Net Growth%	Member Count 12 Months Ago	Avg. length of service for dropped members	Months Since Last MMR ***	Yrs. Since Last Officer Report	President Rotation	Vice President Reported ****	Months Since Last Activity Report ***	Account Balance	Donations for current Fiscal Year
			Number of times on status quo within last two years	If below 15 members appears				If net loss is greater than 20% appears			If no report in 3 months appears in	When more than one year appears in	Number of repeat terms	Notes the officers that do not have an active	If no report at 12 months appears in red		

\* - P - Priority Club. Cancellation Reasons: 1-Objectives/conduct, 2-Non-active club, 5-Non-existing club, 6-Disbanding, 7-Merger, 8-Financial Suspension, 9-District/Multiple District Dues.  
\*\* - Abbreviation: P-President, S-Secretary, T-Treasurer, M-Member Chairperson, VP-First Vice President, MC-Communications Chairperson, SC-Service Chairperson  
\*\*\* - Abbreviation: N/R - Never reported using the Lions Clubs website, N/A - Not applicable, No password registered for the Lions Clubs website.  
\*\*\*\* - Abbreviation: N - New, IP - Immediate Past, R - Repeat.



# Club Health Assessment for District 5M 9 through June 2025

			Status	Membership							Reports				Finance	LCIF		
Club Number	Club Name	Charter Date		Current Member Count	YTD Members Added	YTD Members Dropped	YTD Net Growth	YTD Net Growth%	Member Count 12 Months Ago	Avg. length of service for dropped members	Months Since Last MMR ***	Yrs. Since Last Officer Report	President Rotation	Vice President Reported ****	Months Since Last Activity Report ***	Account Balance	Donations for current Fiscal Year	
			Number of times on status quo within last two years	If below 15 members appears					If net loss is greater than 20% appears			If no report in 3 months appears in	When more than one year appears in	Number of repeat terms	Notes the officers that do not have an active	If no report at 12 months appears in red		
Clubs less than two years old																		
157313	Brainerd Lakes Area Lions Breakfast Club	03/27/2024	Active	22	19	16	3	15.79%	19	1	0		3	P,S,T,M,VP SC	5	90+ Days	\$60.00	
179765	Crow Wing-Cass County Veterans-Law Enforcement	03/31/2025	Active	24	24	0	24	100.00%	0		0			P,S,T,M,VP SC	2			
182548	Nisswa PTO Pride Lions Club	06/13/2025	Newly Chartered	16	16	0	16	100.00%	0		0			P,S,T,M,VP SC	0			
178050	Sylvan Township Jacobs Crew	09/03/2024	Active	50	50	0	50	100.00%	0		2			P,S,T,M,VP SC	0		\$35.00	
Clubs more than two years old																		
2833	AITKIN Exc Award (06/30/2022)	05/05/1926	Active	48	2	6	-4	-7.69%	52	20	0		2	P,S,T,M,VP SC	1		\$1,218.50	
30324	AKELEY	03/06/1975	Active	15	5	0	5	50.00%	10		3		3	P,S,T,M,VP SC	2			
45763	ALDRICH	02/24/1986	Active	9	0	4	-4	-30.77%	13	3	1		None	P,S,T,M,VP SC	6			
46502	BACKUS Exc Award (06/30/2021, 06/30/2022)	08/04/1986	Active	18	0	2	-2	-10.00%	20	3	2			P,S,T,M,VP SC	1		\$2,550.00	
2892	BATTLE LAKE	08/09/1956	Active	53	7	4	3	6.00%	50	17	7			P,S,T,M,VP SC	0		\$821.25	
34082	BAXTER Exc Award (06/30/2017)	06/20/1977	Active	19	0	2	-2	-9.52%	21	7	1			P,S,T,M,VP SC	6		\$2,010.00	
29783	BLUFFTON Exc Award (06/30/2022)	09/30/1974	Active	31	1	4	-3	-8.82%	34	19	0			P,S,T,M,VP SC	1		\$875.00	
2839	BRAINERD	11/26/1921	Active	26	5	6	-1	-3.70%	27	21	0		2	P,S,T,M,VP SC	2		\$550.00	
32708	CALLAWAY	09/29/1976	Active	17	0	0	0	0.00%	17		1		2	P,S,T,M,VP SC	6			
31416	CAMPBELL	12/22/1975	Active	13	1	0	1	8.33%	12		8		4	P,S,T,M,VP SC	6			
2895	CASS LAKE	10/27/1947	Active	15	2	4	-2	-11.76%	17	40	11		4	P,S,T,M,VP SC	1		\$305.00	
44510	CORMORANT Exc Award (06/30/2023)	01/04/1985	Active	64	4	2	2	3.23%	62	9	1			P,S,T,M,VP SC	6		\$1,200.00	
41869	CROSSLAKE IDEAL Exc Award (06/30/2021)	10/26/1982	Active	55	1	7	-6	-9.84%	61	11	0		2	P,S,T,M,VP SC	0		\$2,545.00	
2843	CUYUNA RANGE	12/29/1937	Active	39	0	7	-7	-15.22%	46	17	0			P,S,T,M,VP SC	7		\$1,000.00	





# Club Health Assessment for District 5M 9 through June 2025

			Status	Membership							Reports					Finance	LCIF
Club Number	Club Name	Charter Date		Current Member Count	YTD Members Added	YTD Members Dropped	YTD Net Growth	YTD Net Growth%	Member Count 12 Months Ago	Avg. length of service for dropped members	Months Since Last MMR ***	Yrs. Since Last Officer Report	President Rotation	Vice President Reported ****	Months Since Last Activity Report ***	Account Balance	Donations for current Fiscal Year
			Number of times on status quo within last two years	If below 15 members appears					If net loss is greater than 20% appears			If no report in 3 months appears in	When more than one year appears in	Number of repeat terms	Notes the officers that do not have appears in an active red	If no report at 12 months red	
Exc Award (06/30/2017, 06/30/2018)																	
2897	DALTON	11/15/1973	Active	11	0	0	0	0.00%	11		8		14	P,S,T,M,VP SC	6		\$160.00
2898	DEER CREEK	05/07/1973	Active	29	2	2	0	0.00%	29	40	1		2	P,S,T,M,VP SC	10		\$1,000.00
2899	DETROIT LAKES	04/25/1957	Active	22	6	3	3	15.79%	19	6	1			P,S,T,M,VP SC	1		\$700.00
128065	Dunn Township Dunvilla	06/23/2016	Active	15	0	2	-2	-11.76%	17	4	1		2	P,S,T,M,VP SC	5		\$100.00
150512	East Gull Lake Camp Confidence	04/26/2022	Active	44	2	1	1	2.33%	43	3	2			P,S,T,M,VP SC	0		\$10.00
Exc Award (06/30/2023, 06/30/2024)																	
45560	ELIZABETH	12/18/1985	Active	22	0	5	-5	-18.52%	27	12	1		None	P,S,T,M,VP SC	0		\$888.99
Exc Award (06/30/2017, 06/30/2019)																	
40734	EMILY OUTING 50 LK AREA	01/18/1982	Active	44	9	4	5	12.82%	39	13	0			P,S,T,M,VP SC	0		\$1,160.00
Exc Award (06/30/2021, 06/30/2022, 06/30/2023)																	
144647	Erie Township Four Corners	12/29/2020	Active	18	0	2	-2	-10.00%	20	1	1		2	P,S,T,M,VP SC	2		\$15.00
2907	FRAZEE	10/15/1973	Active	30	0	0	0	0.00%	30		1		5	P,S,T,M,VP SC	1		\$1,500.00
40491	GARRISON BAY LAKE AREA	11/24/1981	Active	27	4	7	-3	-10.00%	30	7	2		None	P,S,T,M,VP SC	7		\$3,210.00
Exc Award (06/30/2019)																	
36038	GATEWAY L C	09/21/1978	Active	35	4	5	-1	-2.78%	36	5	3			P,S,T,M,VP SC	6		\$232.00
29991	HACKENSACK	12/13/1974	Active	35	0	7	-7	-16.67%	42	4	0		3	P,S,T,M,VP SC	1		\$21,165.00
Exc Award (06/30/2021)																	
2913	HENNING	03/06/1972	Active	27	4	3	1	3.85%	26	2	3		2	P,S,T,M,VP SC	3		\$100.00
35143	HEWITT	03/31/1978	Active	18	0	3	-3	-14.29%	21	16	2			P,S,T,M,VP SC	0		\$100.00
Exc Award (06/30/2022)																	
32907	HILL CITY	11/04/1976	Active	37	1	3	-2	-5.13%	39	5	1		6	P,S,T,M,VP SC	0		\$200.00
Exc Award (06/30/2017)																	
142427	Jenkins Area	08/06/2020	Active	8	0	0	0	0.00%	8		1		2	P,S,T,M,VP SC	8		\$100.00
35993	LAPORTE BENEDICT L C	08/28/1978	Active	23	5	1	4	21.05%	19	9	7		9	P,S,T,M,VP SC	4		\$50.00
61090	LEADER	08/20/1998	Active	10	0	0	0	0.00%	10		2		2	P,S,T,M,VP SC	1		\$250.00
32710	LONGVILLE	09/27/1976	Active	28	2	2	0	0.00%	28	2	9			P,S,T,M,VP SC	7		\$100.00



## Club Health Assessment for District 5M 9 through June 2025

			Status	Membership							Reports					Finance		LCIF
Club Number	Club Name	Charter Date		Current Member Count	YTD Members Added	YTD Members Dropped	YTD Net Growth	YTD Net Growth%	Member Count 12 Months Ago	Avg. length of service for dropped members	Months Since Last MMR ***	Yrs. Since Last Officer Report	President Rotation	Vice President Reported ****	Months Since Last Activity Report ***	Account Balance	Donations for current Fiscal Year	
			Number of times on status quo within last two years	If below 15 members appears				If net loss is greater than 20% appears			If no report in 3 months appears in	When more than one year appears in	Number of repeat terms	Notes the officers that do not have an active	If no report at 12 months appears in red			
Exc Award (06/30/2017, 06/30/2019, 06/30/2020)																		
126602	Malmo Area	02/12/2016	Active	11	1	17	-16	-59.26%	27	7	0			P,S,T,M,VP SC	2		\$815.00	
Exc Award (06/30/2018, 06/30/2022)																		
2858	MC GREGOR	11/09/1965	Active	81	23	14	9	12.50%	72	14	0		3	P,S,T,M,VP SC	0		\$2,245.00	
45649	MERRIFIELD	01/31/1986	Active	19	0	4	-4	-17.39%	23	15	10		4	P,S,T,M,VP SC	5		\$530.00	
66556	NEVIS	08/23/2002	Active	23	0	0	0	0.00%	23		0			P,S,T,M,VP SC	1		\$130.00	
Exc Award (06/30/2017, 06/30/2019, 06/30/2020)																		
2924	NEW YORK MILLS	11/22/1968	Active	93	5	8	-3	-3.13%	96	26	0			P,S,T,M,VP SC	0		\$5,506.00	
2863	NISSWA	12/26/1972	Active	76	16	30	-14	-15.56%	90	7	0		None	P,S,T,M,VP SC	1		\$3,744.00	
Exc Award (06/30/2017, 06/30/2022)																		
2931	NORTHLAND L C	12/04/1973	Active	34	3	0	3	9.68%	31		1		6	P,S,T,M,VP SC	5		\$105.00	
Exc Award (06/30/2022)																		
43135	OSAGE	11/21/1983	Active	31	2	1	1	3.33%	30	0	0		3	P,S,T,M,VP SC	0		\$1,020.00	
32193	OTTERTAIL	05/05/1976	Active	53	14	6	8	17.78%	45	5	0			P,S,T,M,VP SC	3		\$10,230.00	
Exc Award (06/30/2018, 06/30/2022, 06/30/2020)																		
49341	PALISADE AREA LIONS	03/27/1989	Active	23	1	1	0	0.00%	23	8	0		2	P,S,T,M,VP SC	1		\$3,196.00	
2927	PARK RAPIDS	04/09/1954	Active	34	3	4	-1	-2.86%	35	9	2		2	P,S,T,M,VP SC	2		\$430.00	
Exc Award (06/30/2022, 06/30/2024)																		
2928	PARKERS PRAIRIE	12/09/1963	Active	49	4	0	4	8.89%	45		2			P,S,T,M,VP SC	1		\$390.00	
98529	PARKERS PRAIRIE PRIDE	02/09/2007	Active	21	3	0	3	16.67%	18		4			P,S,T,M,VP SC	1			
Exc Award (06/30/2022)																		
153899	Pelican Rapids Area	06/14/2023	Active	9	0	1	-1	-10.00%	10	1	2		None	P,S,T,M,VP SC	8			
96830	PEQUOT LAKES BREEZY POINT	04/03/2006	Active	13	3	0	3	30.00%	10		1		2	P,S,T,M,VP SC	0		\$100.00	
2929	PERHAM	04/14/1972	Active	11	0	0	0	0.00%	11		11		3	P,S,T,M,VP SC	7			
148870	Perham Area Community	11/04/2021	Active	7	2	5	-3	-30.00%	10	2	0		4	P,S,T,M,VP SC	0			
44414	PILLAGER & AREA	12/11/1984	Active	45	7	4	3	7.14%	42	6	0		2	P,S,T,M,VP SC	0		\$1,715.00	
Exc Award (06/30/2017, 06/30/2022, 06/30/2020)																		



Club Health Assessment for District 5M 9 through June 2025

			Status	Membership							Reports				Finance	LCIF	
Club Number	Club Name	Charter Date		Current Member Count	YTD Members Added	YTD Members Dropped	YTD Net Growth	YTD Net Growth%	Member Count 12 Months Ago	Avg. length of service for dropped members	Months Since Last MMR ***	Yrs. Since Last Officer Report	President Rotation	Vice President Reported ****	Months Since Last Activity Report ***	Account Balance	Donations for current Fiscal Year
			Number of times on status quo within last two years	If below 15 members appears				If net loss is greater than 20% appears			If no report in 3 months appears in	When more than one year appears in	Number of repeat terms	Notes the officers that do not have an active	If no report at 12 months appears in red		
36192	PINE RIVER	11/17/1978	Active	23	0	0	0	0.00%	23		1		2	P,S,T,M,VP SC	1		\$765.00
41821	RIVERSIDE FERGUS FALLS	09/13/1982	Active	16	4	0	4	33.33%	12		1			P,S,T,M,VP SC	1		\$1,060.48
	Exc Award (06/30/2017)																
125181	Rothsay	06/18/2015	Active	11	1	1	0	0.00%	11	1	0			P,S,T,M,VP SC	0		\$2,265.00
	Exc Award (06/30/2023, 06/30/2024)																
2935	SEBEKA	04/22/1969	Active	12	2	1	1	9.09%	11	44	1		5	P,S,T,M,VP SC	1		\$135.00
34731	UNDERWOOD	12/15/1977	Active	47	2	2	0	0.00%	47	17	3			P,S,T,M,VP SC	0		\$1,000.00
	Exc Award (06/30/2024)																
34612	URBANK	11/17/1977	Active	18	4	3	1	5.88%	17	7	3		3	P,S,T,M,VP SC	8		\$1,000.00
2941	VERGAS	02/19/1968	Active	62	10	3	7	12.73%	55	11	0			P,S,T,M,VP SC	0		\$6,690.00
	Exc Award (06/30/2017, 06/30/2019, 06/30/2022)																
2942	VERNDALE	02/21/1968	Active	34	2	4	-2	-5.56%	36	13	0		2	P,S,T,M,VP SC	0		\$470.00
	Exc Award (06/30/2016, 06/30/2022, 06/30/2024)																
2943	WADENA	01/23/1922	Active	47	6	8	-2	-4.08%	49	27	0			P,S,T,M,VP SC	1		\$560.00
	Exc Award (06/30/2022)																
38018	WALKER	02/01/1980	Active	28	4	2	2	7.69%	26	30	2		8	P,S,T,M,VP SC	0		\$600.00

Clubs Cancelled Previous Fiscal Year – Clubs Cancelled within last 12 months may be reinstated

Club Number	Club Name	Charter Date	Current Status*	Cancellation Date
37769	DENT	12/31/1979	Cancelled(6*)	05/29/2024

Current Total Clubs Count	YTD New Clubs Count	YTD Cancelled Clubs Count	YTD Net Club Gain	Current Total Members Count	YTD YTD Add	YTD YTD Drop	YTD Net Growth	YTD Net Growth %	Member Count 12 Months Ago	Average Member Count Per Club	% of Clubs with less than 20 members	% No MMR in 3 Months	% No Officer Report in 12 Months	% of Clubs with balance 90+ days	Number of Clubs in Status Quo	% Status Quo Clubs in Financial Suspension	Number of Cancelled Clubs	Average Cancelled Club Age	Members Lost Due to Cancellation	% of Clubs Cancelled for Non-Financial Reasons
65	3	0	3	1,948	298	233	65	3.45%	1,883	30	37%	22%	0%	2%	0	0%	0	0	0	0%



Club Health Assessment for District 5M 9 through June 2025

			Status	Membership							Reports					Finance	LCIF
Club Number	Club Name	Charter Date		Current Member Count	YTD Members Added	YTD Members Dropped	YTD Net Growth	YTD Net Growth%	Member Count 12 Months Ago	Avg. length of service for dropped members	Months Since Last MMR ***	Yrs. Since Last Officer Report	President Rotation	Vice President Reported ****	Months Since Last Activity Report ***	Account Balance	Donations for current Fiscal Year
			Number of times on status quo within last two years	If below 15 members appears				If net loss is greater than 20% appears			If no report in 3 months appears in	When more than one year appears in	Number of repeat terms	Notes the officers that do not have an active	If no report at 12 months appears in red		



# Club Health Assessment for District 5M 10 through June 2025

			Status	Membership							Reports					Finance		LCIF
Club Number	Club Name	Charter Date		Current Member Count	YTD Members Added	YTD Members Dropped	YTD Net Growth	YTD Net Growth%	Member Count 12 Months Ago	Avg. length of service for dropped members	Months Since Last MMR ***	Yrs. Since Last Officer Report	President Rotation	Vice President Reported ****	Months Since Last Activity Report ***	Account Balance	Donations for current Fiscal Year	
			Number of times on status quo within last two years	If below 15 members appears					If net loss is greater than 20% appears			If no report in 3 months appears in	When more than one year appears in	Number of repeat terms	Notes the officers that do not have an active	If no report at 12 months appears in red		
Clubs more than two years old																		
2835	BABBITT	03/21/1973	Active	25	3	1	2	8.70%	23	40	1		None	P,S,T,M,VP SC	4		\$1,200.00	
Exc Award (06/30/2016, 06/30/2019, 06/30/2020)																		
2890	BEMIDJI	03/31/1939	Active	83	6	8	-2	-2.35%	85	11	0		2	P,S,T,M,VP SC	0		\$3,354.66	
Exc Award (06/30/2016, 06/30/2017, 06/30/2020)																		
62135	BEMIDJI FIRST CITY	06/21/1999	Active	21	5	5	0	0.00%	21	8	0		None	P,S,T,M,VP SC	5		\$880.00	
Exc Award (06/30/2017, 06/30/2020)																		
45650	BIG FALLS	01/13/1986	Active	27	3	3	0	0.00%	27	14	1		14	P,S,T,M,VP SC	6		\$245.00	
Exc Award (06/30/2018)																		
2837	BIGFORK	02/18/1957	Active(2)	9	0	1	-1	-10.00%	10	44	5		2	P,S,T,M,VP SC	4			
41302	BLACKDUCK	05/12/1982	Active	2	0	4	-4	-66.67%	6	27	0		9	P,S,T,M,VP SC	5			
2840	CARLTON AREA	05/05/1972	Active	36	9	2	7	24.14%	29	5	1			P,S,T,M,VP SC	0		\$500.00	
Exc Award (06/30/2018, 06/30/2019, 06/30/2020)																		
130754	Chisholm	04/27/2017	Active	12	5	0	5	71.43%	7		0		4	P,S,T,M,VP SC	0	90+ Days		
2842	COOK	09/28/1973	Active	90	38	13	25	38.46%	65	7	0		5	P,S,T,M,VP SC	0		\$3,405.00	
Exc Award (06/30/2016, 06/30/2017, 06/30/2020)																		
2844	DEER RIVER	08/26/1946	Active	44	13	3	10	29.41%	34	39	0			P,S,T,M,VP SC	6		\$1,180.00	
Exc Award (06/30/2017, 06/30/2018, 06/30/2020)																		
2845	DULUTH	09/21/1945	Active	76	2	4	-2	-2.56%	78	14	3			P,S,T,M,VP SC	0		\$1,345.00	
Exc Award (06/30/2017, 06/30/2019, 06/30/2020)																		
126518	Duluth Campus Lions at University of Minnesota	01/18/2016	Active	10	9	3	6	150.00%	4	2	2			P,S,T,M,VP SC	4			
Exc Award (06/30/2022)																		
2850	GRAND MARAIS	05/08/1951	Active	23	6	14	-8	-25.81%	31	13	0		2	P,S,T,M,VP SC	5		\$513.89	
Exc Award (06/30/2016, 06/30/2020)																		
2851	GRAND RAPIDS CAP BAKER	12/13/1921	Active	80	6	1	5	6.67%	75	2	2			P,S,T,M,VP SC	0		\$535.00	
Exc Award (06/30/2016, 06/30/2017, 06/30/2020)																		
35142	GRAND RAPIDS STAR OF THE NORTH	03/17/1978	Active	48	5	5	0	0.00%	48	16	1			P,S,T,M,VP SC	5		\$100.00	
Exc Award (06/30/2018, 06/30/2022)																		



## Club Health Assessment for District 5M 10 through June 2025

			Status	Membership							Reports					Finance	LCIF
Club Number	Club Name	Charter Date		Current Member Count	YTD Members Added	YTD Members Dropped	YTD Net Growth	YTD Net Growth%	Member Count 12 Months Ago	Avg. length of service for dropped members	Months Since Last MMR ***	Yrs. Since Last Officer Report	President Rotation	Vice President Reported ****	Months Since Last Activity Report ***	Account Balance	Donations for current Fiscal Year
			Number of times on status quo within last two years	If below 15 members appears				If net loss is greater than 20% appears			If no report in 3 months appears in	When more than one year appears in	Number of repeat terms	Notes the officers that do not have an active	If no report at 12 months red		
2838	GREENWAY L C	04/27/1939	Active	36	2	4	-2	-5.26%	38	3	2		18	P,S,T,M,VP SC	5		
	Exc Award (06/30/2017, 06/30/2018, 06/30/2019)																
2852	HIBBING	10/06/1947	Active(3)	3	2	0	2	200.00%	1		4			P,S,T,M,VP SC	5		
	Exc Award (06/30/2017)																
2855	INTERNATIONAL FALLS	06/08/1954	Cancelled(8*)	0	0	10	-10	-100.00%	10	10	6	2	None	P,S,T,M,VP SC	24+	90+ Days	
	Exc Award (06/30/2016, 06/30/2017)																
36293	ORR	12/11/1978	Active	15	2	0	2	15.38%	13		0		5	P,S,T,M,VP SC	2		\$460.00
	Exc Award (06/30/2017, 06/30/2018, 06/30/2019)																
2867	PROCTOR	06/23/1972	Active(1)	6	0	2	-2	-25.00%	8	3	10		6	P,S,T,M,VP SC	10		
	Exc Award (06/30/2019, 06/30/2021)																
2847	Quad Cities	11/03/1921	Active	36	27	2	25	227.27%	11	45	2			P,S,T,M,VP SC	3		\$240.00
	Exc Award (06/30/2018, 06/30/2020)																
28121	TWO HARBORS	02/07/1974	Active(1)	18	2	0	2	12.50%	16		0		5	P,S,T,M,VP SC	5		
	Exc Award (06/30/2017, 06/30/2018)																
2873	VIRGINIA	10/01/1947	Cancelled(7*)	0	2	21	-19	-100.00%	19	17	6		None	P,S,T,M,VP SC	24+		
	Exc Award (06/30/2017, 06/30/2018, 06/30/2019)																

Clubs Cancelled Previous Fiscal Year – Clubs Cancelled within last 12 months may be reinstated

Club Number	Club Name	Charter Date	Current Status*	Cancellation Date
129738	Bemidji State University NTC	01/10/2017	Cancelled(8*)	06/29/2024

Current Total Clubs Count	YTD New Clubs Count	YTD Cancelled Clubs Count	YTD Net Gain	Current Total Members Count	YTD Add	YTD Drop	YTD Net Growth	YTD Net Growth %	Member Count 12 Months Ago	Average Member Count Per Club	% of Clubs with less than 20 members	% No MMR in 3 Months	% No Officer Report in 12 Months	% of Clubs with balance 90+ days	Number of Clubs in Status Quo	% Status Quo Clubs in Financial Suspension	Number of Cancelled Clubs	Average Cancelled Club Age	Members Lost Cancellation	% of Clubs Cancelled for Non-Financial Reasons
21	0	2	-2	700	147	106	41	6.22%	659	33	38%	19%	0%	5%	0	0%	2	78	31	0%

\* - P - Priority Club. Cancellation Reasons: 1-Objectives/conduct, 2-Non-active club, 5-Non-existing club, 6-Disbanding, 7-Merger, 8-Financial Suspension, 9-District/Multiple District Dues.

\*\* - Abbreviation: P-President, S-Secretary, T-Treasurer, M-Member Chairperson, VP-First Vice President, MC-Communications Chairperson, SC-Service Chairperson

\*\*\* - Abbreviation: N/R - Never reported using the Lions Clubs website, N/A - Not applicable, No password registered for the Lions Clubs website.

\*\*\*\* - Abbreviation: N - New, IP - Immediate Past, R - Repeat.



# Club Health Assessment for District 5M 11 through June 2025

			Status	Membership							Reports					Finance		LCIF
Club Number	Club Name	Charter Date		Current Member Count	YTD Members Added	YTD Members Dropped	YTD Net Growth	YTD Net Growth%	Member Count 12 Months Ago	Avg. length of service for dropped members	Months Since Last MMR ***	Yrs. Since Last Officer Report	President Rotation	Vice President Reported ****	Months Since Last Activity Report ***	Account Balance	Donations for current Fiscal Year	
			Number of times on status quo within last two years	If below 15 members appears				If net loss is greater than 20% appears			If no report in 3 months appears in	When more than one year appears in	Number of repeat terms	Notes the officers that do not have an active	If no report at 12 months appears in red			
Clubs more than two years old																		
2886	ADA	02/14/1952	Active	20	1	1	0	0.00%	20	3	0		2	P,S,T,M,VP SC	0			
30091	ALVARADO	01/10/1975	Active	18	0	3	-3	-14.29%	21	15	5		None	P,S,T,M,VP SC	5		\$500.00	
2887	ARGYLE	02/06/1952	Active(1)	72	0	0	0	0.00%	72		11		None	P,S,T,M,VP SC	3			
2888	BAGLEY	01/28/1974	Active	15	3	0	3	25.00%	12		6			P,S,T,M,VP SC	3		\$75.00	
2889	BARNESVILLE	02/28/1952	Active	43	5	5	0	0.00%	43	11	0			P,S,T,M,VP SC	4		\$550.00	
62564	BARNESVILLE THURSDAY NITE	12/20/1999	Active	13	0	6	-6	-31.58%	19	7	0			P,S,T,M,VP SC	4			
2896	CROOKSTON	09/14/1938	Active	41	2	6	-4	-8.89%	45	20	0		None	P,S,T,M,VP SC	1		\$350.00	
2900	DILWORTH	10/22/1962	Active	52	4	7	-3	-5.45%	55	19	3			P,S,T,M,VP SC	0		\$1,000.00	
Exc Award (06/30/2017, 06/30/2021)																		
82709	DILWORTH LOCO	06/22/2004	Active	16	0	2	-2	-11.11%	18	17	2			P,S,T,M,VP SC	1		\$125.00	
2906	FERTILE	11/28/1956	Active	14	0	0	0	0.00%	14		1			P,S,T,M,VP SC	1			
Exc Award (06/30/2016, 06/30/2017)																		
42748	FLOM & AREA L C	06/30/1983	Active	17	0	0	0	0.00%	17		0			P,S,T,M,VP SC	4		\$500.00	
33200	FOSSTON-LENGBY	01/24/1977	Active	33	3	1	2	6.45%	31	17	0			P,S,T,M,VP SC	4		\$1,000.00	
Exc Award (06/30/2017, 06/30/2018)																		
39265	GARY	01/13/1981	Active	15	0	0	0	0.00%	15		0			P,S,T,M,VP SC	24+		\$100.00	
2908	GLYNDON	02/14/1966	Active	8	0	1	-1	-11.11%	9	11	0		3	P,S,T,M,VP SC	0		\$100.00	
Exc Award (06/30/2016, 06/30/2018)																		
31236	GONVICK	10/07/1975	Active(3)	32	0	0	0	0.00%	32		5	1	None	P,S,T,M,VP SC	6			
2909	GOODRIDGE	11/01/1961	Active(1)	32	4	4	0	0.00%	32	20	0		4	P,S,T,M,VP SC	1		\$500.00	
62113	GOODRIDGE LION TAMERS	06/16/1999	Active	24	4	1	3	14.29%	21	5	2			P,S,T,M,VP SC	3		\$1,000.00	
44511	GREENBUSH-BADGER	01/17/1985	Active	28	0	3	-3	-9.68%	31	14	4			P,S,T,M,VP SC	5		\$100.00	
2910	GRYGLA	01/20/1971	Active	67	4	12	-8	-10.67%	75	16	0			P,S,T,M,VP SC	0		\$400.00	
2912	HALSTAD	04/18/1972	Active	13	4	1	3	30.00%	10	7	2		3	P,S,T,M,VP SC	4			
29831	HAWLEY	10/17/1974	Active	48	8	1	7	17.07%	41	18	0			P,S,T,M,VP SC	4		\$500.00	



# Club Health Assessment for District 5M 11 through June 2025

			Status	Membership							Reports					Finance	LCIF
Club Number	Club Name	Charter Date		Current Member Count	YTD Members Added	YTD Members Dropped	YTD Net Growth	YTD Net Growth%	Member Count 12 Months Ago	Avg. length of service for dropped members	Months Since Last MMR ***	Yrs. Since Last Officer Report	President Rotation	Vice President Reported ****	Months Since Last Activity Report ***	Account Balance	Donations for current Fiscal Year
			Number of times on status quo within last two years	If below 15 members appears				If net loss is greater than 20% appears			If no report in 3 months appears in	When more than one year appears in	Number of repeat terms	Notes the officers that do not have an active	If no report at 12 months appears in red		
30325	HITTERDAL Exc Award (06/30/2017)	03/11/1975	Active	18	1	2	-1	-5.26%	19	18	1		2	P,S,T,M,VP SC	0		\$650.00
2914	KARLSTAD Exc Award (06/30/2023)	09/28/1951	Active	27	0	1	-1	-3.57%	28	10	2		2	P,S,T,M,VP SC	0		\$300.00
2916	LAKE BRONSON	04/28/1960	Active	11	1	0	1	10.00%	10		0		9	P,S,T,M,VP SC	9		\$150.00
2918	LANCASTER	01/08/1961	Active	39	5	2	3	8.33%	36	6	3		2	P,S,T,M,VP SC	0		\$100.00
137920	Mahnomen-Waubun Area	05/15/2019	Active	15	1	2	-1	-6.25%	16	6	1			P,S,T,M,VP SC	1		
99769	MOORHEAD	06/29/2007	Active	18	1	2	-1	-5.26%	19	1	0		3	P,S,T,M,VP SC	5		\$50.00
2923	MOORHEAD MIDDAY CENTRAL	12/10/1958	Active	14	2	4	-2	-12.50%	16	27	0			P,S,T,M,VP SC	11		\$100.00
34611	NEWFOLDEN	11/29/1977	Active	22	1	1	0	0.00%	22	4	8			P,S,T,M,VP SC	5		\$150.00
29905	OSLO	11/05/1974	Active	24	4	2	2	9.09%	22	20	3		6	P,S,T,M,VP SC	7		
31239	PLUMMER	10/10/1975	Active	32	2	1	1	3.23%	31	8	3		4	P,S,T,M,VP SC	24+		\$250.00
62114	PLUMMER LIONS TOO	06/17/1999	Active	27	5	1	4	17.39%	23	3	0		None	P,S,T,M,VP SC	3		\$200.00
31185	RED LAKE FALLS Exc Award (06/30/2021, 06/30/2022)	09/22/1975	Active	40	1	7	-6	-13.04%	46	19	0		2	P,S,T,M,VP SC	0		\$6,290.00
2932	ROSEAU	06/06/1951	Active	13	0	2	-2	-13.33%	15	22	1		5	P,S,T,M,VP SC	5		
2934	SABIN Exc Award (06/30/2017)	11/15/1973	Active	11	1	0	1	10.00%	10		4			P,S,T,M,VP SC	2		\$20.00
40735	ST HILAIRE Exc Award (06/30/2022)	01/28/1982	Active	25	0	1	-1	-3.85%	26	4	2			P,S,T,M,VP SC	1		\$680.00
2937	STEPHEN	10/27/1959	Active	38	0	2	-2	-5.00%	40	23	2		5	P,S,T,M,VP SC	4		\$250.00
2938	THIEF RIVER FALLS	10/08/1938	Active	28	0	4	-4	-12.50%	32	33	0		2	P,S,T,M,VP SC	4		\$1,100.00
144837	Thief River Falls Lioness	02/01/2021	Active	20	5	1	4	25.00%	16	4	0		2	P,S,T,M,VP SC	1		
2939	TWIN VALLEY	12/03/1958	Active	11	0	0	0	0.00%	11		10		8	P,S,T,M,VP SC	24+		
2940	ULEN	12/07/1972	Active	19	1	1	0	0.00%	19	9	5			P,S,T,M,VP SC	1		
44415	WANNASKA	12/06/1984	Active	34	2	1	1	3.03%	33	1	1			P,S,T,M,VP SC	0		\$550.00





Club Health Assessment for District 5M 11 through June 2025

			Status		Membership						Reports					Finance		LCIF		
Club Number	Club Name	Charter Date		Current Member Count	YTD Members Added	YTD Members Dropped	YTD Net Growth	YTD Net Growth%	Member Count 12 Months Ago	Avg. length of service for dropped members	Months Since Last MMR ***	Yrs. Since Last Officer Report	President Rotation	Vice President Reported ****	Months Since Last Activity Report ***	Account Balance	Donations for current Fiscal Year			
			Number of times on status quo within last two years	If below 15 members appears			If net loss is greater than 20% appears				If no report in 3 months appears in	When more than one year appears in	Number of repeat terms	Notes the officers that do not have an active	If no report at 12 months appears in red					
2944	WARREN	11/10/1958	Active	29	2	6	-4	-12.12%	33	18	1		None	P,S,T,M,VP SC	5		\$350.00			
2945	WARROAD	05/05/1960	Active	34	0	0	0	0.00%	34		19		3	P,S,T,M,VP SC	1		\$230.00			
29906	WINGER	11/05/1974	Active	40	1	1	0	0.00%	40	16	0			P,S,T,M,VP SC	0					
Current Total Clubs Count	YTD New Clubs Count	YTD Cancelled Clubs Count	YTD Net Club Gain	Current Total Members Count	YTD Add	YTD Drop	YTD Net Growth	YTD Net Growth %	Member Count 12 Months Ago	Average Member Count Per Club	% of Clubs with less than 20 members	% No MMR in 3 Months	% No Officer Report in 12 Months	% of Clubs with balance 90+ days	Number of Clubs in Status Quo	% Status Quo Clubs in Financial Suspension	Number of Cancelled Clubs	Average Cancelled Club Age	Members Lost Due to Cancellation	% of Clubs Cancelled for Non-Financial Reasons
45	0	0	0	1,210	78	98	-20	-1.63%	1,230	27	40%	31%	2%	0%	0	0%	0	0	0	0%

\* - P - Priority Club. Cancellation Reasons: 1-Objectives/conduct, 2-Non-active club, 5-Non-existing club, 6-Disbanding, 7-Merger, 8-Financial Suspension, 9-District/Multiple District Dues.  
\*\* - Abbreviation: P-President, S-Secretary, T-Treasurer, M-Member Chairperson, VP-First Vice President, MC-Communications Chairperson, SC-Service Chairperson  
\*\*\* - Abbreviation: N/R - Never reported using the Lions Clubs website, N/A - Not applicable, No password registered for the Lions Clubs website.  
\*\*\*\* - Abbreviation: N - New, IP - Immediate Past, R - Repeat.



# Club Health Assessment for District 5 NE through June 2025

			Status	Membership							Reports					Finance		LCIF
Club Number	Club Name	Charter Date		Current Member Count	YTD Members Added	YTD Members Dropped	YTD Net Growth	YTD Net Growth%	Member Count 12 Months Ago	Avg. length of service for dropped members	Months Since Last MMR ***	Yrs. Since Last Officer Report	President Rotation	Vice President Reported ****	Months Since Last Activity Report ***	Account Balance	Donations for current Fiscal Year	
			Number of times on status quo within last two years	If below 15 members appears					If net loss is greater than 20% appears			If no report in 3 months appears in	When more than one year appears in	Number of repeat terms	Notes the officers that do not have an active	If no report at 12 months appears in red		
Clubs less than two years old																		
180768	Lisbon Area	03/10/2025	Active	20	20	0	20	100.00%	0		1			P,S,T,M,VP SC	2			
156816	Steele Area	12/29/2023	Active	19	3	12	-9	-32.14%	28	1	0			P,S,T,M,VP SC	4		\$220.00	
Clubs more than two years old																		
3180	ASHLEY	03/02/1938	Active	29	0	1	-1	-3.33%	30	2	0		5	P,S,T,M,VP SC	10		\$132.00	
33638	BOWDON	04/06/1977	Active	15	0	5	-5	-25.00%	20	19	0		2	P,S,T,M,VP SC	3			
3218	BRADDOCK	03/10/1970	Active	7	0	0	0	0.00%	7		0			P,S,T,M,VP SC	2		\$44.00	
43069	CARRINGTON	10/25/1983	Active	45	6	5	1	2.27%	44	3	0			P,S,T,M,VP SC	9		\$2,215.00	
Exc Award (06/30/2023)																		
105944	CASSELTON	06/23/2009	Active	10	0	0	0	0.00%	10		0		3	P,S,T,M,VP SC	2			
28131	CHAFFEE	03/18/1974	Active	28	1	0	1	3.70%	27		0			P,S,T,M,VP SC	4		\$1,165.00	
111473	DAKOTA NATIONAL FORENSIC LEAGUE	06/24/2011	Active	23	2	6	-4	-14.81%	27	5	0		2	P,S,T,M,VP SC	2		\$220.00	
37660	DAVENPORT	11/29/1979	Active	11	4	0	4	57.14%	7		1		2	P,S,T,M,VP SC	1			
3181	DEVILS LAKE	08/19/1965	Active	11	4	3	1	10.00%	10	33	0		6	P,S,T,M,VP SC	5		\$245.00	
3182	EDGELEY	03/09/1925	Active	20	3	2	1	5.26%	19	25	0			P,S,T,M,VP SC	2		\$450.00	
111058	ELLENDALE	05/12/2011	Active(1)	10	0	4	-4	-28.57%	14	5	0		2	P,S,T,M,VP SC	2		\$110.00	
3184	EMERADO ARVILLA	05/01/1969	Active	29	5	0	5	20.83%	24		1			P,S,T,M,VP SC	4		\$121.00	
33009	ENDERLIN	11/30/1976	Active	40	7	5	2	5.26%	38	21	0			P,S,T,M,VP SC	2		\$231.00	
3185	FARGO	05/07/1921	Active	44	5	4	1	2.33%	43	5	0			P,S,T,M,VP SC	5		\$9,795.00	
3186	FARGO GATEWAY	01/06/1961	Active	60	9	3	6	11.11%	54	2	0		2	P,S,T,M,VP SC	1		\$3,468.00	
Exc Award (06/30/2017, 06/30/2018, 06/30/2020)																		
142355	Fargo Roamer 4 Wheel Drive	08/14/2020	Active	29	5	9	-4	-12.12%	33	3	0		5	P,S,T,M,VP SC	1		\$440.00	
3190	GRAND FORKS	02/03/1922	Active	32	4	1	3	10.34%	29	1	1			P,S,T,M,VP SC	0		\$3,253.00	
Exc Award (06/30/2023, 06/30/2024)																		
42048	GRAND FORKS RED RIVER	12/13/1982	Active	21	1	0	1	5.00%	20		0			P,S,T,M,VP SC	4		\$2,110.00	



# Club Health Assessment for District 5 NE through June 2025

			Status	Membership							Reports					Finance	LCIF
Club Number	Club Name	Charter Date		Current Member Count	YTD Members Added	YTD Members Dropped	YTD Net Growth	YTD Net Growth%	Member Count 12 Months Ago	Avg. length of service for dropped members	Months Since Last MMR ***	Yrs. Since Last Officer Report	President Rotation	Vice President Reported ****	Months Since Last Activity Report ***	Account Balance	Donations for current Fiscal Year
			Number of times on status quo within last two years	If below 15 members appears				If net loss is greater than 20% appears			If no report in 3 months appears in	When more than one year appears in	Number of repeat terms	Notes the officers that do not have an active	If no report at 12 months appears in red		
3191	GRAND FORKS SOUTH FORKS Exc Award (06/30/2024)	06/23/1964	Active	58	4	1	3	5.45%	55	28	0			P,S,T,M,VP SC	0		\$4,930.00
43851	HARVEY	05/07/1984	Active	31	4	3	1	3.33%	30	14	0			P,S,T,M,VP SC	1		\$231.00
3229	HAZELTON	05/15/1962	Active	17	2	3	-1	-5.56%	18	33	0		2	P,S,T,M,VP SC	6		\$125.00
34436	HORACE	09/30/1977	Active	61	4	15	-11	-15.28%	72	12	1			P,S,T,M,VP SC	4		\$5,000.00
3192	JAMESTOWN	05/22/1929	Active	26	3	3	0	0.00%	26	31	0			P,S,T,M,VP SC	0		\$720.00
34935	JUD	01/10/1978	Active	13	3	7	-4	-23.53%	17	22	0			P,S,T,M,VP SC	2		\$132.00
3194	KULM	03/17/1942	Active(1)	27	0	0	0	0.00%	27		0		5	P,S,T,M,VP SC	2		\$110.00
3196	LA MOURE	06/14/1960	Active	18	0	4	-4	-18.18%	22	18	0			P,S,T,M,VP SC	7		\$88.00
28005	LEHR Exc Award (06/30/2024)	02/28/1974	Active	14	2	2	0	0.00%	14	6	0			P,S,T,M,VP SC	1		\$110.00
3198	LEONARD	09/26/1957	Active	28	2	0	2	7.69%	26		0		2	P,S,T,M,VP SC	2		
34937	LINTON	01/09/1978	Active	48	1	3	-2	-4.00%	50	29	0		2	P,S,T,M,VP SC	1		\$550.00
140677	Mapleton ND	02/12/2020	Active	13	4	1	3	30.00%	10	5	0			P,S,T,M,VP SC	6		\$110.00
3199	MEDINA	06/12/1941	Active	15	1	1	0	0.00%	15	1	0		11	P,S,T,M,VP SC	2		\$470.00
3200	NAPOLEON	11/13/1929	Active	14	0	0	0	0.00%	14		0		5	P,S,T,M,VP SC	2		\$110.00
33640	NEW ROCKFORD	04/11/1977	Active	23	4	4	0	0.00%	23	6	0			P,S,T,M,VP SC	1		\$1,550.00
109172	NORTH DAKOTA STATE UNIVERSITY FARGO	09/03/2010	Cancelled(6*)	0	5	18	-13	-100.00%	13	4	0		None	P,S,T,M,VP SC	9		
3201	OAKES	04/14/1926	Active	31	5	2	3	10.71%	28	10	0		7	P,S,T,M,VP SC	1		\$264.00
32714	PETTIBONE	09/29/1976	Active	16	4	0	4	33.33%	12		0			P,S,T,M,VP SC	2		\$154.00
30144	ROBINSON	01/27/1975	Active	16	1	0	1	6.67%	15		0		6	P,S,T,M,VP SC	2		
3202	RUGBY	09/07/1928	Active	23	1	10	-9	-28.13%	32	8	0		2	P,S,T,M,VP SC	1		\$1,340.00
3203	SHELDON	05/14/1965	Active	17	1	1	0	0.00%	17	49	0			P,S,T,M,VP SC	0		\$220.00
36094	STERLING	10/19/1978	Active(2)	9	0	0	0	0.00%	9		0			P,S,T,M,VP SC	2		\$33.00
30093	STRASBURG	01/17/1975	Active	16	0	1	-1	-5.88%	17	16	1		2	P,S,T,M,VP SC	1		\$220.00



## Club Health Assessment for District 5 NE through June 2025

				Status		Membership						Reports					Finance		LCIF	
Club Number	Club Name	Charter Date			Current Member Count	YTD Members Added	YTD Members Dropped	YTD Net Growth	YTD Net Growth%	Member Count 12 Months Ago	Avg. length of service for dropped members	Months Since Last MMR ***	Yrs. Since Last Officer Report	President Rotation	Vice President Reported ****	Months Since Last Activity Report ***	Account Balance	Donations for current Fiscal Year		
			Number of times on status quo within last two years		If below 15 members appears				If net loss is greater than 20% appears			If no report in 3 months appears in	When more than one year appears in	Number of repeat terms		Notes the officers that do not have an active	If no report at 12 months appears in red			
3205	STREETER	04/09/1953	Active		13	0	1	-1	-7.14%	14	22	0				P,S,T,M,VP SC	1	\$260.00		
29784	TUTTLE	09/30/1974	Active		19	1	6	-5	-20.83%	24	7	1		None		P,S,T,M,VP SC	2	\$330.00		
Exc Award (06/30/2024)																				
104908	UNIVERSITY OF NORTH DAKOTA GRAND FORKS	04/13/2009	Active		9	5	1	4	80.00%	5	1	2				P,S,T,M,VP SC	6			
3206	VALLEY CITY	10/01/1945	Active		21	1	0	1	5.00%	20		0		5		P,S,T,M,VP SC	4	\$320.00		
36041	WHPETON	09/08/1978	Cancelled(6*)		0	0	8	-8	-100.00%	8	24	0		None		P,S,T,M,VP SC	5	\$110.00		
64940	WHPETON HEADWATERS	01/23/2002	Active		16	2	0	2	14.29%	14		0				P,S,T,M,VP SC	10	\$220.00		
3207	WEST FARGO	04/21/1953	Active		31	4	5	-1	-3.13%	32	7	2		2		P,S,T,M,VP SC	5	\$1,230.00		
Exc Award (06/30/2022)																				
3256	WING	02/25/1952	Active		14	0	1	-1	-6.67%	15	2	0		3		P,S,T,M,VP SC	6	\$110.00		
3208	WISHEK	04/12/1962	Active		17	4	4	0	0.00%	17	36	0				P,S,T,M,VP SC	5	\$200.00		
3209	ZEELAND	09/07/1967	Active		17	0	4	-4	-19.05%	21	14	0				P,S,T,M,VP SC	2	\$66.00		
Current Total Clubs Count	YTD New Clubs Count	YTD Cancelled Clubs Count	YTD Net Club Gain	Current Total Members Count	YTD Add	YTD Drop	YTD Net Growth	YTD Net Growth %	Member Count 12 Months Ago	Average Member Count Per Club	% of Clubs with less than 20 members	% No MMR in 3 Months	% No Officer Report in 12 Months	% of Clubs with balance 90+ days	Number of Clubs in Status Quo	% Status Quo Clubs in Financial Suspension	Number of Cancelled Clubs	Average Cancelled Club Age	Members Lost Due to Cancellation	% of Clubs Cancelled for Non-Financial Reasons
51	1	2	-1	1,194	147	169	-22	-1.81%	1,216	23	51%	0%	0%	0%	0	0%	2	31	26	100%

\* - P - Priority Club. Cancellation Reasons: 1-Objectives/conduct, 2-Non-active club, 5-Non-existing club, 6-Disbanding, 7-Merger, 8-Financial Suspension, 9-District/Multiple District Dues.

\*\* - Abbreviation: P-President, S-Secretary, T-Treasurer, M-Member Chairperson, VP-First Vice President, MC-Communications Chairperson, SC-Service Chairperson

\*\*\* - Abbreviation: N/R - Never reported using the Lions Clubs website, N/A - Not applicable, No password registered for the Lions Clubs website.

\*\*\*\* - Abbreviation: N - New, IP - Immediate Past, R - Repeat.



# Club Health Assessment for District 5 NW through June 2025

			Status	Membership							Reports					Finance		LCIF
Club Number	Club Name	Charter Date		Current Member Count	YTD Members Added	YTD Members Dropped	YTD Net Growth	YTD Net Growth%	Member Count 12 Months Ago	Avg. length of service for dropped members	Months Since Last MMR ***	Yrs. Since Last Officer Report	President Rotation	Vice President Reported ****	Months Since Last Activity Report ***	Account Balance	Donations for current Fiscal Year	
			Number of times on status quo within last two years	If below 15 members appears				If net loss is greater than 20% appears			If no report in 3 months appears in	When more than one year appears in	Number of repeat terms	Notes the officers that do not have an active	If no report at 12 months appears in red			
Clubs less than two years old																		
171608	Center ND	05/20/2024	Active	15	0	8	-8	-34.78%	23	1	0		2	P,S,T,M,VP SC	N/R			
181770	Dakota Diabetes Champions	05/05/2025	Newly Chartered	20	20	0	20	100.00%	0		0			P,S,T,M,VP SC	N/R		\$40.80	
156369	Hettinger Lions	11/20/2023	Active	8	0	17	-17	-68.00%	25	1	0		2	P,S,T,M,VP SC	0			
182632	Mouse River Loop	06/18/2025	Newly Chartered	20	20	0	20	100.00%	0		0			P,S,T,M,VP SC	N/R			
172069	Velva	06/14/2024	Active(1)	27	0	0	0	0.00%	27		12		None	P,S,T,M,VP SC	N/A			
Clubs more than two years old																		
3210	ALEXANDER	12/08/1960	Active	12	2	3	-1	-7.69%	13	55	5		3	P,S,T,M,VP SC	24+		\$520.00	
36680	ARNEGARD	03/08/1979	Active	26	0	2	-2	-7.14%	28	48	9		2	P,S,T,M,VP SC	24+		\$200.00	
127415	Beach	05/02/2016	Active(1)	7	2	0	2	40.00%	5		3		7	P,S,T,M,VP SC	20			
31421	BEULAH	12/08/1975	Active	22	0	2	-2	-8.33%	24	42	0			P,S,T,M,VP SC	15		\$1,594.94	
3214	BISMARCK	09/02/1921	Active	55	7	4	3	5.77%	52	4	0			P,S,T,M,VP SC	0		\$9,700.59	
Exc Award (06/30/2023, 06/30/2024)																		
3215	BISMARCK CAPITAL CITY	04/01/1959	Active	34	4	0	4	13.33%	30		4			P,S,T,M,VP SC	4		\$1,248.57	
Exc Award (06/30/2024)																		
33073	BISMARCK PRAIRIE ROSE	12/06/1976	Active	43	1	2	-1	-2.27%	44	11	0		None	P,S,T,M,VP SC	2		\$8,439.29	
Exc Award (06/30/2017, 06/30/2024)																		
33641	BOWMAN	04/26/1977	Active	26	0	3	-3	-10.34%	29	23	0		2	P,S,T,M,VP SC	0		\$300.00	
78360	DACOTAH MANDAN	02/25/2004	Active	31	5	6	-1	-3.13%	32	15	0			P,S,T,M,VP SC	0		\$5,007.93	
Exc Award (06/30/2020)																		
3222	DICKINSON	11/12/1928	Active(1)	1	0	7	-7	-87.50%	8	21	0			P,S,T,M,VP SC	24+		\$192.08	
61971	DICKINSON NOON	05/27/1999	Active	23	0	2	-2	-8.00%	25	4	0		11	P,S,T,M,VP SC	24+			
3223	ELGIN	04/23/1957	Active	81	19	3	16	24.62%	65	25	3			P,S,T,M,VP SC	15		\$1,940.65	
3224	FLASHER	02/07/1973	Active	12	1	1	0	0.00%	12	52	7		2	P,S,T,M,VP SC	5		\$67.79	
Exc Award (06/30/2024)																		
45399	GLENBURN	10/28/1985	Active	15	1	2	-1	-6.25%	16	3	3			P,S,T,M,VP SC	2			



# Club Health Assessment for District 5 NW through June 2025

			Status	Membership							Reports					Finance	LCIF	
Club Number	Club Name	Charter Date		Current Member Count	YTD Members Added	YTD Members Dropped	YTD Net Growth	YTD Net Growth%	Member Count 12 Months Ago	Avg. length of service for dropped members	Months Since Last MMR ***	Yrs. Since Last Officer Report	President Rotation	Vice President Reported ****	Months Since Last Activity Report ***	Account Balance	Donations for current Fiscal Year	
			Number of times on status quo within last two years	If below 15 members appears					If net loss is greater than 20% appears			If no report in 3 months appears in	When more than one year appears in	Number of repeat terms	Notes the officers that do not have an active	If no report at 12 months appears in red		
78077	HALLIDAY	01/20/2004	Active	16	1	4	-3	-15.79%	19	3	0		2	P,S,T,M,VP SC	18		\$451.95	
31531	HAZEN	01/26/1976	Active	14	1	0	1	7.69%	13		0		2	P,S,T,M,VP SC	1		\$1,335.59	
Exc Award (06/30/2018)																		
3230	HEBRON	10/26/1928	Active	15	0	0	0	0.00%	15		19		8	P,S,T,M,VP SC	20		\$374.87	
3231	KENMARE	11/08/1949	Active	10	0	1	-1	-9.09%	11	21	8		2	P,S,T,M,VP SC	24+			
42526	KILLDEER	04/04/1983	Active	17	0	0	0	0.00%	17		14			P,S,T,M,VP SC	2			
39124	LAKE METIGOSHE L C	12/16/1980	Active	47	2	4	-2	-4.08%	49	3	0			P,S,T,M,VP SC	0		\$3,398.57	
3233	MANDAN	05/01/1939	Active	27	1	3	-2	-6.90%	29	10	0		3	P,S,T,M,VP SC	1		\$1,951.93	
Exc Award (06/30/2017, 06/30/2024)																		
3235	MINOT	11/27/1926	Active	51	3	5	-2	-3.77%	53	16	1			P,S,T,M,VP SC	0		\$1,834.16	
3236	MINOT MAGIC CITY	08/05/1969	Active	49	9	4	5	11.36%	44	11	0			P,S,T,M,VP SC	1		\$621.44	
3237	MOTT	10/30/1928	Active	12	0	6	-6	-33.33%	18	9	0		2	P,S,T,M,VP SC	3		\$100.00	
Exc Award (06/30/2023)																		
3238	NEW ENGLAND	09/07/1933	Active	38	2	6	-4	-9.52%	42	7	1		None	P,S,T,M,VP SC	0		\$3,629.94	
Exc Award (06/30/2018, 06/30/2019, 06/30/2020)																		
3239	NEW SALEM	10/29/1928	Active	20	2	0	2	11.11%	18		0		3	P,S,T,M,VP SC	24+		\$50.00	
3240	NOONAN	03/09/1954	Active(1)	12	0	0	0	0.00%	12		17		None	P,S,T,M,VP SC	24+		\$338.97	
37916	NORTH STAR L C	01/04/1980	Active	49	3	7	-4	-7.55%	53	18	0			P,S,T,M,VP SC	0		\$1,593.77	
Exc Award (06/30/2016, 06/30/2024)																		
146076	Powers Lake	05/10/2021	Active(1)	10	1	12	-11	-52.38%	21	4	0			P,S,T,M,VP SC	21		\$135.59	
3242	REEDER	02/27/1952	Active	28	1	1	0	0.00%	28	60	0			P,S,T,M,VP SC	1		\$441.97	
3243	REGENT	02/08/1973	Active	3	0	0	0	0.00%	3		14		15	P,S,T,M,VP SC	N/R			
3244	RICHARDTON	09/18/1934	Active	17	2	2	0	0.00%	17	6	6		3	P,S,T,M,VP SC	24+			
59843	SCRANTON	06/30/1997	Active	12	0	4	-4	-25.00%	16	1	2		2	P,S,T,M,VP SC	7		\$538.97	
Exc Award (06/30/2024)																		
108412	SOUTH HEART	05/20/2010	Active	37	3	2	1	2.78%	36	2	0			P,S,T,M,VP SC	0		\$1,333.64	
3246	STANLEY	02/23/1952	Active	34	4	3	1	3.03%	33	15	1			P,S,T,M,VP SC	16		\$1,890.92	



# Club Health Assessment for District 5 NW through June 2025

				Status		Membership						Reports					Finance		LCIF	
Club Number	Club Name	Charter Date			Current Member Count	YTD Members Added	YTD Members Dropped	YTD Net Growth	YTD Net Growth%	Member Count 12 Months Ago	Avg. length of service for dropped members	Months Since Last MMR ***	Yrs. Since Last Officer Report	President Rotation	Vice President Reported ****	Months Since Last Activity Report ***	Account Balance	Donations for current Fiscal Year		
			Number of times on status quo within last two years		If below 15 members appears				If net loss is greater than 20% appears			If no report in 3 months appears in	When more than one year appears in	Number of repeat terms		Notes the officers that do not have an active	If no report at 12 months appears in red			
3247	TAYLOR	11/26/1945	Active		17	3	4	-1	-5.56%	18	33	1				P,S,T,M,VP SC	6		\$124.29	
153174	Tioga	03/29/2023	Active		17	0	11	-11	-39.29%	28	2	4		3		P,S,T,M,VP SC	1		\$203.38	
3251	WASHBURN	05/28/1929	Active		31	5	9	-4	-11.43%	35	8	2		None		P,S,T,M,VP SC	16	90+ Days	\$1,949.09	
Exc Award (06/30/2017)																				
3252	WATFORD CITY	04/24/1952	Active		20	0	0	0	0.00%	20		8		2		P,S,T,M,VP SC	1			
3254	WILDROSE	03/30/1970	Active		18	0	0	0	0.00%	18		15		3		P,S,T,M,VP SC	16			
3255	WILLISTON	07/27/1934	Active		36	4	3	1	2.86%	35	1	0				P,S,T,M,VP SC	0		\$660.00	
36966	WILLISTON KORNER	04/30/1979	Active		57	14	13	1	1.79%	56	13	0		3		P,S,T,M,VP SC	0		\$2,731.83	
Exc Award (06/30/2024)																				
30038	WILTON	12/23/1974	Active		31	1	1	0	0.00%	31	20	0				P,S,T,M,VP SC	8		\$2,374.29	
Current Total Clubs Count	YTD New Clubs Count	YTD Cancelled Clubs Count	YTD Net Club Gain	Current Total Members Count	YTD Add	YTD Drop	YTD Net Growth	YTD Net Growth %	Member Count 12 Months Ago	Average Member Count Per Club	% of Clubs with less than 20 members	% No MMR in 3 Months	% No Officer Report in 12 Months	% of Clubs with balance 90+ days	Number of Clubs in Status Quo	% Status Quo Clubs in Financial Suspension	Number of Cancelled Clubs	Average Cancelled Club Age	Members Lost Due to Cancellation	% of Clubs Cancelled for Non-Financial Reasons
48	2	0	2	1,223	144	167	-23	-1.85%	1,246	25	44%	35%	0%	2%	0	0%	0	0	0	0%

\* - P - Priority Club. Cancellation Reasons: 1-Objectives/conduct, 2-Non-active club, 5-Non-existing club, 6-Disbanding, 7-Merger, 8-Financial Suspension, 9-District/Multiple District Dues.

\*\* - Abbreviation: P-President, S-Secretary, T-Treasurer, M-Member Chairperson, VP-First Vice President, MC-Communications Chairperson, SC-Service Chairperson

\*\*\* - Abbreviation: N/R - Never reported using the Lions Clubs website, N/A - Not applicable, No password registered for the Lions Clubs website.

\*\*\*\* - Abbreviation: N - New, IP - Immediate Past, R - Repeat.





# Club Health Assessment for District 5 SE through June 2025

			Status	Membership							Reports					Finance	LCIF
Club Number	Club Name	Charter Date		Current Member Count	YTD Members Added	YTD Members Dropped	YTD Net Growth	YTD Net Growth%	Member Count 12 Months Ago	Avg. length of service for dropped members	Months Since Last MMR ***	Yrs. Since Last Officer Report	President Rotation	Vice President Reported ****	Months Since Last Activity Report ***	Account Balance	Donations for current Fiscal Year
			Number of times on status quo within last two years	If below 15 members appears				If net loss is greater than 20% appears			If no report in 3 months appears in	When more than one year appears in	Number of repeat terms	Notes the officers that do not have an active	If no report at 12 months appears in red		
Clubs more than two years old																	
3370	ABERDEEN	10/08/1921	Active	30	0	6	-6	-16.67%	36	16	0			P,S,T,M,VP SC	0		\$2,259.55
141860	Aberdeen Lioness	08/17/2020	Active	27	6	1	5	22.73%	22	2	0			P,S,T,M,VP SC	0		\$1,400.68
Exc Award (06/30/2023, 06/30/2024)																	
3371	ALCESTER	09/27/1956	Active	37	4	3	1	2.78%	36	10	0		2	P,S,T,M,VP SC	2		\$1,172.73
Exc Award (06/30/2024)																	
41147	ARMOUR	04/12/1982	Active	26	0	17	-17	-39.53%	43	13	7		4	P,S,T,M,VP SC	3		\$1,514.32
3372	AVON	03/06/1952	Active	11	0	0	0	0.00%	11		17		None	P,S,T,M,VP SC	3		\$85.91
3373	BERESFORD	10/19/1954	Active	25	8	1	7	38.89%	18	11	0			P,S,T,M,VP SC	2		\$786.36
3374	BRANDON	02/21/1957	Active	19	0	2	-2	-9.52%	21	19	0			P,S,T,M,VP SC	0		\$143.18
3375	BRITTON	03/02/1944	Active	29	3	2	1	3.57%	28	43	0			P,S,T,M,VP SC	0		\$657.50
Exc Award (06/30/2016, 06/30/2018)																	
3376	BROOKINGS	07/30/1951	Active	44	3	3	0	0.00%	44	15	0		None	P,S,T,M,VP SC	0		\$1,136.36
Exc Award (06/30/2022, 06/30/2023, 06/30/2024)																	
33008	BROOKINGS EARLYBIRD	11/18/1976	Active	15	1	0	1	7.14%	14		5		4	P,S,T,M,VP SC	3		\$214.77
3377	CANISTOTA	02/19/1952	Active	23	2	11	-9	-28.13%	32	17	1		None	P,S,T,M,VP SC	3		\$286.36
Exc Award (06/30/2023)																	
33300	CLARK	02/18/1977	Active	51	6	0	6	13.33%	45		0			P,S,T,M,VP SC	3		\$715.91
3379	COLTON	02/06/1957	Active	10	0	0	0	0.00%	10		46		None	P,S,T,M,VP SC	3		\$143.18
39127	CORSICA	12/08/1980	Active	6	0	0	0	0.00%	6		56	1	None	P,S,T,M,VP SC	3		\$14.32
3380	DELL RAPIDS	09/17/1944	Active	38	5	1	4	11.76%	34	5	0			P,S,T,M,VP SC	0		\$1,446.36
Exc Award (06/30/2023)																	
40593	EDEN	12/14/1981	Active	19	6	2	4	26.67%	15	15	2		2	P,S,T,M,VP SC	0		\$286.36
3382	FREEMAN	09/05/1956	Active(1)	33	0	0	0	0.00%	33		1			P,S,T,M,VP SC	3		\$747.73
Exc Award (06/30/2024)																	
35330	GROTON	04/12/1978	Active	12	0	2	-2	-14.29%	14	5	2			P,S,T,M,VP SC	2		\$6,783.36
Exc Award (06/30/2016, 06/30/2023)																	





# Club Health Assessment for District 5 SE through June 2025

			Status	Membership							Reports					Finance	LCIF
Club Number	Club Name	Charter Date		Current Member Count	YTD Members Added	YTD Members Dropped	YTD Net Growth	YTD Net Growth%	Member Count 12 Months Ago	Avg. length of service for dropped members	Months Since Last MMR ***	Yrs. Since Last Officer Report	President Rotation	Vice President Reported ****	Months Since Last Activity Report ***	Account Balance	Donations for current Fiscal Year
			Number of times on status quo within last two years	If below 15 members appears				If net loss is greater than 20% appears			If no report in 3 months appears in	When more than one year appears in	Number of repeat terms	Notes the officers that do not have an active	If no report at 12 months appears in red		
100532	HARRISBURG	11/13/2007	Active	9	0	5	-5	-35.71%	14	5	1		None	P,S,T,M,VP SC	3		\$1,014.32
3385	HURON	01/31/1922	Active	24	0	5	-5	-17.24%	29	16	0		None	P,S,T,M,VP SC	2		\$186.14
33818	HURON EYE OPENER	05/18/1977	Active	23	2	1	1	4.55%	22	22	1			P,S,T,M,VP SC	3		\$157.50
	Exc Award (06/30/2023)																
35030	LENNOX	02/27/1978	Active	21	2	3	-1	-4.55%	22	10	0			P,S,T,M,VP SC	3		\$286.36
3386	MADISON	10/29/1973	Active	14	0	2	-2	-12.50%	16	14	0		3	P,S,T,M,VP SC	3		\$143.18
3388	MITCHELL	01/17/1922	Active	52	0	5	-5	-8.77%	57	20	0			P,S,T,M,VP SC	3		\$143.18
	Exc Award (06/30/2023)																
32782	MITCHELL PALACE CITY	10/22/1976	Active	23	0	4	-4	-14.81%	27	11	0			P,S,T,M,VP SC	0		\$929.55
	Exc Award (06/30/2023)																
3389	PARKSTON	05/17/1929	Active	31	0	0	0	0.00%	31		15			P,S,T,M,VP SC	3		\$429.55
3390	PLAINS	03/13/1958	Active	16	1	1	0	0.00%	16	39	3			P,S,T,M,VP SC	3		\$286.36
3391	REDFIELD	01/23/1958	Active	44	12	4	8	22.22%	36	4	0		2	P,S,T,M,VP SC	3		\$2,572.73
3392	SIOUX FALLS DOWNTOWN	04/01/1921	Active	32	0	1	-1	-3.03%	33	34	4			P,S,T,M,VP SC	2		\$715.88
58232	SIOUX FALLS SIOUX EMPIRE	05/07/1996	Active	26	2	4	-2	-7.14%	28	12	1		3	P,S,T,M,VP SC	0		\$1,131.55
	Exc Award (06/30/2018, 06/30/2019, 06/30/20)																
3393	SIOUX FALLS SIOUX LAND	03/28/1958	Active	25	1	1	0	0.00%	25	2	0			P,S,T,M,VP SC	0		\$1,671.59
	Exc Award (06/30/2016, 06/30/2019, 06/30/20)																
3394	SIOUX FALLS SIOUXRISE	05/04/1970	Active	25	1	2	-1	-3.85%	26	14	0			P,S,T,M,VP SC	0		\$1,436.14
	Exc Award (06/30/2022, 06/30/2023, 06/30/20)																
41460	TEA	06/11/1982	Active	7	0	2	-2	-22.22%	9	9	2		6	P,S,T,M,VP SC	3		\$393.18
38125	TULARE	03/31/1980	Active	10	1	4	-3	-23.08%	13	18	1		3	P,S,T,M,VP SC	3		\$214.77
3396	VERMILLION	01/24/1950	Active	44	4	1	3	7.32%	41	7	2			P,S,T,M,VP SC	1		\$2,071.59
84154	VIBORG AREA	09/08/2004	Active	9	1	0	1	12.50%	8		2		7	P,S,T,M,VP SC	1		\$143.18
35332	WARNER-STRATFORD L C	04/13/1978	Active(1)	29	0	0	0	0.00%	29		11		3	P,S,T,M,VP SC	3		\$14.32
3398	WATERTOWN	09/08/1944	Active	65	9	2	7	12.07%	58	4	2			P,S,T,M,VP SC	3		\$14.32
3402	WILLOW LAKE	07/27/1965	Active	16	0	1	-1	-5.88%	17	41	5		None	P,S,T,M,VP SC	3		\$57.27



## Club Health Assessment for District 5 SE through June 2025

			Status							Membership							Reports				Finance		LCIF
Club Number	Club Name	Charter Date								Current Member Count	YTD Members Added	YTD Members Dropped	YTD Net Growth	YTD Net Growth%	Member Count 12 Months Ago	Avg. length of service for dropped members	Months Since Last MMR ***	Yrs. Since Last Officer Report	President Rotation	Vice President Reported ****	Months Since Last Activity Report ***	Account Balance	Donations for current Fiscal Year
3403	YANKTON	07/25/1960																					
Current Total Clubs Count	YTD New Clubs Count	YTD Cancelled Clubs Count	YTD Net Club Gain	Current Total Members Count	YTD Add	YTD Drop	YTD Net Growth	YTD Net Growth %	Member Count 12 Months Ago	Average Member Count Per Club	% of Clubs with less than 20 members	% No MMR in 3 Months	% No Officer Report in 12 Months	% of Clubs with balance 90+ days	Number of Clubs in Status Quo	% Status Quo Clubs in Financial Suspension	Number of Cancelled Clubs	Average Cancelled Club Age	Members Lost Due to Cancellation	% of Clubs Cancelled for Non-Financial Reasons			
40	0	0	0	1,020	82	99	-17	-1.64%	1,037	26	35%	28%	3%	0%	0	0%	0	0	0	0%			

\* - P - Priority Club. Cancellation Reasons: 1-Objectives/conduct, 2-Non-active club, 5-Non-existing club, 6-Disbanding, 7-Merger, 8-Financial Suspension, 9-District/Multiple District Dues.

\*\* - Abbreviation: P-President, S-Secretary, T-Treasurer, M-Member Chairperson, VP-First Vice President, MC-Communications Chairperson, SC-Service Chairperson

\*\*\* - Abbreviation: N/R - Never reported using the Lions Clubs website, N/A - Not applicable, No password registered for the Lions Clubs website.

\*\*\*\* - Abbreviation: N - New, IP - Immediate Past, R - Repeat.



# Club Health Assessment for District 5 SW through June 2025

			Status	Membership							Reports					Finance		LCIF
Club Number	Club Name	Charter Date		Current Member Count	YTD Members Added	YTD Members Dropped	YTD Net Growth	YTD Net Growth%	Member Count 12 Months Ago	Avg. length of service for dropped members	Months Since Last MMR ***	Yrs. Since Last Officer Report	President Rotation	Vice President Reported ****	Months Since Last Activity Report ***	Account Balance	Donations for current Fiscal Year	
			Number of times on status quo within last two years	If below 15 members appears				If net loss is greater than 20% appears			If no report in 3 months appears in	When more than one year appears in	Number of repeat terms	Notes the officers that do not have an active	If no report at 12 months appears in red			
Clubs more than two years old																		
3404	BELLE FOURCHE	10/10/1936	Active	34	1	0	1	3.03%	33		0			P,S,T,M,VP SC	24+			
3406	BUFFALO	05/04/1965	Active	10	0	1	-1	-9.09%	11	58	0		4	P,S,T,M,VP SC	24+			
3407	CHAMBERLAIN	09/28/1964	Active(1)	8	0	0	0	0.00%	8		26		17	P,S,T,M,VP SC	24+			
3408	CUSTER	01/09/1944	Active	19	2	1	1	5.56%	18	9	2		3	P,S,T,M,VP SC	23		\$1,200.00	
Exc Award (06/30/2018)																		
39955	EUREKA	05/29/1981	Cancelled(6*)	0	0	11	-11	-100.00%	11	26	0		None	P,S,T,M,VP SC	0		\$100.00	
33301	FAULKTON AREA L C	02/03/1977	Active(1)	11	0	0	0	0.00%	11		0		None	P,S,T,M,VP SC	19			
3412	GREGORY	02/27/1965	Cancelled(8*)	0	0	7	-7	-100.00%	7	23	0	1	None	P,S,T,M,VP SC	24+	90+ Days		
41960	HILL CITY	11/22/1982	Active	10	1	11	-10	-50.00%	20	11	0		3	P,S,T,M,VP SC	16			
Exc Award (06/30/2018)																		
3413	HOT SPRINGS	09/06/1946	Active(1)	10	0	0	0	0.00%	10		23	1	None	P,S,T,M,VP SC	24+		\$20.00	
39128	IPSWICH	12/15/1980	Active	14	0	1	-1	-6.67%	15	29	0			P,S,T,M,VP SC	1		\$1,000.00	
102217	LEAD DEADWOOD AREA	05/23/2008	Active	14	0	4	-4	-22.22%	18	1	4			P,S,T,M,VP SC	20			
3415	LEMMON	03/20/1930	Active	16	0	3	-3	-15.79%	19	20	0			P,S,T,M,VP SC	24+		\$250.00	
44229	MC LAUGHLIN	09/17/1984	Active(1)	15	2	2	0	0.00%	15	16	3			P,S,T,M,VP SC	24+			
3417	MILLER	04/25/1960	Active	20	1	3	-2	-9.09%	22	9	2		2	P,S,T,M,VP SC	24+			
3419	MURDO	12/05/1957	Active	33	1	3	-2	-5.71%	35	7	0			P,S,T,M,VP SC	24+			
3420	NEW UNDERWOOD	01/16/1964	Active	15	0	0	0	0.00%	15		25	1	None	P,S,T,M,VP SC	24+			
43005	NEWELL	09/13/1983	Active	31	0	7	-7	-18.42%	38	13	7			P,S,T,M,VP SC	2		\$100.00	
Exc Award (06/30/2018)																		
3422	NISLAND	11/23/1968	Active	4	0	2	-2	-33.33%	6	27	8		12	P,S,T,M,VP SC	24+			
42267	ONIDA WHEAT LAND	02/17/1983	Active	11	0	1	-1	-8.33%	12	1	8			P,S,T,M,VP SC	24+		\$500.00	
3424	PIERRE FT PIERRE	10/08/1951	Active	23	2	0	2	9.52%	21		3		3	P,S,T,M,VP SC	0		\$860.00	
3425	PRESHO MEDICINE CREEK	01/27/1968	Active	17	0	0	0	0.00%	17		10		4	P,S,T,M,VP SC	18			
3426	RAPID CITY	11/22/1921	Active	34	3	8	-5	-12.82%	39	27	0		None	P,S,T,M,VP SC	24+		\$1,260.00	



# Club Health Assessment for District 5 SW through June 2025

			Status		Membership						Reports					Finance		LCIF		
Club Number	Club Name	Charter Date		Current Member Count	YTD Members Added	YTD Members Dropped	YTD Net Growth	YTD Net Growth%	Member Count 12 Months Ago	Avg. length of service for dropped members	Months Since Last MMR ***	Yrs. Since Last Officer Report	President Rotation	Vice President Reported ****	Months Since Last Activity Report ***	Account Balance	Donations for current Fiscal Year			
			Number of times on status quo within last two years	If below 15 members appears					If net loss is greater than 20% appears		If no report in 3 months appears in	When more than one year appears in	Number of repeat terms	Notes the officers that do not have an active	If no report at 12 months appears in red					
84445	RAPID CITY EVENING STAR	11/22/2004	Active	14	0	1	-1	-6.67%	15	19	1			P,S,T,M,VP SC	3		\$2,000.00			
3427	RAPID CITY METRO	01/22/1973	Active	7	1	3	-2	-22.22%	9	10	4		6	P,S,T,M,VP SC	24+					
3428	RAPID CITY RUSHMORE	10/07/1958	Active	33	3	2	1	3.13%	32	30	0			P,S,T,M,VP SC	9		\$3,950.00			
35525	SELBY	05/11/1978	Cancelled(8*)	0	0	21	-21	-100.00%	21	23	0	1	None	P,S,T,M,VP SC	N/R	90+ Days				
3430	SPEARFISH	11/16/1943	Active	80	1	3	-2	-2.44%	82	14	6			P,S,T,M,VP SC	24+		\$4,250.00			
3431	STURGIS	01/21/1944	Active(1)	13	0	0	0	0.00%	13		15			P,S,T,M,VP SC	12		\$1,000.00			
Exc Award (06/30/2018)																				
3434	WHITE RIVER	05/28/1968	Active	19	0	0	0	0.00%	19		16			P,S,T,M,VP SC	24+					
Current Total Clubs Count	YTD New Clubs Count	YTD Cancelled Clubs Count	YTD Net Club Gain	Current Total Members Count	YTD Add	YTD Drop	YTD Net Growth	YTD Net Growth %	Member Count 12 Months Ago	Average Member Count Per Club	% of Clubs with less than 20 members	% No MMR in 3 Months	% No Officer Report in 12 Months	% of Clubs with balance 90+ days	Number of Clubs in Status Quo	% Status Quo Clubs in Financial Suspension	Number of Cancelled Clubs	Average Cancelled Club Age	Members Lost Due to Cancellation	% of Clubs Cancelled for Non-Financial Reasons
26	0	3	-3	515	18	95	-77	-13.01%	592	20	69%	54%	8%	0%	0	0%	3	50	39	33%

\* - P - Priority Club. Cancellation Reasons: 1-Objectives/conduct, 2-Non-active club, 5-Non-existing club, 6-Disbanding, 7-Merger, 8-Financial Suspension, 9-District/Multiple District Dues.

\*\* - Abbreviation: P-President, S-Secretary, T-Treasurer, M-Member Chairperson, VP-First Vice President, MC-Communications Chairperson, SC-Service Chairperson

\*\*\* - Abbreviation: N/R - Never reported using the Lions Clubs website, N/A - Not applicable, No password registered for the Lions Clubs website.

\*\*\*\* - Abbreviation: N - New, IP - Immediate Past, R - Repeat.



# Club Health Assessment for District 9 EC through June 2025

			Status	Membership							Reports					Finance		LCIF
Club Number	Club Name	Charter Date		Current Member Count	YTD Members Added	YTD Members Dropped	YTD Net Growth	YTD Net Growth%	Member Count 12 Months Ago	Avg. length of service for dropped members	Months Since Last MMR ***	Yrs. Since Last Officer Report	President Rotation	Vice President Reported ****	Months Since Last Activity Report ***	Account Balance	Donations for current Fiscal Year	
			Number of times on status quo within last two years	If below 15 members appears				If net loss is greater than 20% appears			If no report in 3 months appears in	When more than one year appears in	Number of repeat terms	Notes the officers that do not have an active	If no report at 12 months red			
Clubs more than two years old																		
4308	ALBURNETT	04/09/1962	Active	38	4	1	3	8.57%	35	1	2			P,S,T,M,VP SC	0		\$500.00	
Exc Award (06/30/2022, 06/30/2023, 06/30/2024)																		
148640	Anamosa	10/15/2021	Active	9	5	8	-3	-25.00%	12	3	0			P,S,T,M,VP SC	0		\$200.00	
39676	ANDOVER	04/01/1981	Active	11	0	0	0	0.00%	11		1		5	P,S,T,M,VP SC	1		\$200.00	
116359	ANDREW	03/20/2012	Active	12	0	0	0	0.00%	12		10		2	P,S,T,M,VP SC	15			
134659	Bellevue Area Centennial	05/22/2018	Active	39	2	6	-4	-9.30%	43	5	0		2	P,S,T,M,VP SC	0		\$1,020.00	
4310	BETTENDORF	12/11/1942	Active	40	5	13	-8	-16.67%	48	9	0		2	P,S,T,M,VP SC	1		\$2,700.00	
Exc Award (06/30/2017, 06/30/2022, 06/30/2024)																		
4312	BLUE GRASS	01/03/1974	Active	15	3	1	2	15.38%	13	8	2		None	P,S,T,M,VP SC	3		\$500.00	
Exc Award (06/30/2017, 06/30/2022, 06/30/2024)																		
4313	CEDAR RAPIDS NOON	05/06/1920	Active	35	5	7	-2	-5.41%	37	25	0			P,S,T,M,VP SC	0		\$3,655.00	
4315	CENTER POINT	05/28/1959	Active	42	7	3	4	10.53%	38	14	2			P,S,T,M,VP SC	0		\$1,174.00	
Exc Award (06/30/2016, 06/30/2018)																		
4316	CLINTON	03/10/1947	Active	15	3	1	2	15.38%	13	15	0			P,S,T,M,VP SC	0		\$820.00	
4317	COGGON	03/10/1955	Active	14	0	0	0	0.00%	14		14			P,S,T,M,VP SC	22		\$500.00	
4318	DAVENPORT BREAKFAST	09/13/1973	Active	19	1	2	-1	-5.00%	20	11	2			P,S,T,M,VP SC	7		\$1,000.00	
4319	DAVENPORT VILLAGE	11/24/1924	Active	24	2	8	-6	-20.00%	30	8	1		3	P,S,T,M,VP SC	8		\$6,080.00	
Exc Award (06/30/2024)																		
4321	DE WITT	05/15/1953	Active	38	0	12	-12	-24.00%	50	16	0		None	P,S,T,M,VP SC	1		\$930.00	
Exc Award (06/30/2016, 06/30/2024)																		
37565	DELMAR	10/08/1979	Active	30	3	7	-4	-11.76%	34	18	0		None	P,S,T,M,VP SC	3		\$320.00	
Exc Award (06/30/2024)																		
37313	DEWITT NITE	06/27/1979	Active	27	3	3	0	0.00%	27	19	4		2	P,S,T,M,VP SC	6			
Exc Award (06/30/2024)																		
4324	ELDRIDGE	06/15/1953	Active	72	8	7	1	1.41%	71	14	0			P,S,T,M,VP SC	0		\$6,400.10	
Exc Award (06/30/2017, 06/30/2018, 06/30/2020)																		
119536	Fairfax	06/04/2013	Active	7	0	0	0	0.00%	7		10		4	P,S,T,M,VP SC	4			




# Club Health Assessment for District 9 EC through June 2025

			Status	Membership							Reports					Finance		LCIF
Club Number	Club Name	Charter Date		Current Member Count	YTD Members Added	YTD Members Dropped	YTD Net Growth	YTD Net Growth%	Member Count 12 Months Ago	Avg. length of service for dropped members	Months Since Last MMR ***	Yrs. Since Last Officer Report	President Rotation	Vice President Reported ****	Months Since Last Activity Report ***	Account Balance	Donations for current Fiscal Year	
			Number of times on status quo within last two years	If below 15 members appears				If net loss is greater than 20% appears			If no report in 3 months appears in	When more than one year appears in	Number of repeat terms	Notes the officers that do not have an active	If no report at 12 months appears in red			
124541	Fruitland Community	04/08/2015	Active	16	2	0	2	14.29%	14		1		2	P,S,T,M,VP SC	18		\$160.00	
34383	GOOSE LAKE	08/30/1977	Active	15	0	1	-1	-6.25%	16	23	1		2	P,S,T,M,VP SC	24			
40101	HIAWATHA	06/26/1981	Active	6	0	0	0	0.00%	6		9		2	P,S,T,M,VP SC	24			
36296	LONG GROVE	12/18/1978	Active	17	0	0	0	0.00%	17		1		None	P,S,T,M,VP SC	24+			
36046	LOW MOOR	09/06/1978	Active	59	2	3	-1	-1.67%	60	27	1			P,S,T,M,VP SC	1		\$6,460.00	
Exc Award (06/30/2024)																		
36045	LOWDEN	09/06/1978	Active	9	0	2	-2	-18.18%	11	2	1		6	P,S,T,M,VP SC	4		\$500.00	
Exc Award (06/30/2022, 06/30/2023)																		
105011	MAQUOKETA	03/23/2009	Active	5	2	3	-1	-16.67%	6	14	1		2	P,S,T,M,VP SC	24+		\$100.00	
4333	MARION NOON	11/19/1964	Active	19	0	1	-1	-5.00%	20	6	2		4	P,S,T,M,VP SC	2		\$900.00	
44815	MILES	04/03/1985	Active	7	0	0	0	0.00%	7		2		12	P,S,T,M,VP SC	0		\$280.00	
Exc Award (06/30/2024)																		
4126	MONTICELLO	05/02/1941	Active	38	1	4	-3	-7.32%	41	12	0			P,S,T,M,VP SC	1		\$2,915.20	
Exc Award (06/30/2022, 06/30/2024)																		
4336	MOUNT VERNON	03/26/1924	Active	30	1	6	-5	-14.29%	35	27	6			P,S,T,M,VP SC	11		\$11,984.26	
Exc Award (06/30/2020, 06/30/2021)																		
77963	MUSCATINE	12/17/2003	Active	19	0	1	-1	-5.00%	20	11	0		2	P,S,T,M,VP SC	23		\$48,753.03	
82242	OLIN	05/07/2004	Active	18	0	7	-7	-28.00%	25	10	2		7	P,S,T,M,VP SC	16			
33648	OTTER CREEK AREA L C	04/30/1977	Active	23	1	2	-1	-4.17%	24	14	8			P,S,T,M,VP SC	1		\$1,500.00	
41307	PARK VIEW	05/25/1982	Active	8	0	1	-1	-11.11%	9	41	7		2	P,S,T,M,VP SC	24+		\$350.00	
4132	PRESTON	04/09/1973	Active	24	1	2	-1	-4.00%	25	7	2		4	P,S,T,M,VP SC	2		\$1,000.00	
4341	STANWOOD	04/24/1953	Active	11	0	0	0	0.00%	11		15		3	P,S,T,M,VP SC	1		\$740.00	
Exc Award (06/30/2024)																		
4343	TIPTON	11/08/1949	Active	68	5	2	3	4.62%	65	6	1			P,S,T,M,VP SC	6		\$4,160.51	
Exc Award (06/30/2022, 06/30/2023)																		
4350	WALCOTT	02/09/1973	Active	29	1	8	-7	-19.44%	36	12	0			P,S,T,M,VP SC	24+		\$1,040.00	
Exc Award (06/30/2020, 06/30/2023)																		



## Club Health Assessment for District 9 EC through June 2025

				Status		Membership						Reports				Finance		LCIF		
Club Number	Club Name	Charter Date			Current Member Count	YTD Members Added	YTD Members Dropped	YTD Net Growth	YTD Net Growth%	Member Count 12 Months Ago	Avg. length of service for dropped members	Months Since Last MMR ***	Yrs. Since Last Officer Report	President Rotation	Vice President Reported ****	Months Since Last Activity Report ***	Account Balance	Donations for current Fiscal Year		
				Number of times on status quo within last two years	If below 15 members appears				If net loss is greater than 20% appears			If no report in 3 months appears in	When more than one year appears in	Number of repeat terms	Notes the officers that do not have an active	If no report at 12 months appears in red				
4351	WALKER	06/02/1959		Active	29	0	1	-1	-3.33%	30	66	2		2	P,S,T,M,VP SC	23				
4352	WEST BRANCH	03/30/1950		Active	57	5	7	-2	-3.39%	59	8	0			P,S,T,M,VP SC	0		\$2,700.00		
	Exc Award (06/30/2024)																			
4353	WEST LIBERTY	04/20/1953		Active	26	0	0	0	0.00%	26		10		2	P,S,T,M,VP SC	24				
36438	WHEATLAND	01/18/1979		Active	13	0	0	0	0.00%	13		2		14	P,S,T,M,VP SC	12				
4140	WYOMING	05/08/1953		Active	8	0	0	0	0.00%	8		24		23	P,S,T,M,VP SC	24+		\$190.00		
Current Total Clubs Count	YTD New Clubs Count	YTD Cancelled Clubs Count	YTD Net Club Gain	Current Total Members Count	YTD Add	YTD Drop	YTD Net Growth	YTD Net Growth %	Member Count 12 Months Ago	Average Member Count Per Club	% of Clubs with less than 20 members	% No MMR in 3 Months	% No Officer Report in 12 Months	% of Clubs with balance 90+ days	Number of Clubs in Status Quo	% Status Quo Clubs in Financial Suspension	Number of Cancelled Clubs	Average Cancelled Club Age	Members Lost Due to Cancellation	% of Clubs Cancelled for Non-Financial Reasons
42	0	0	0	1,041	72	130	-58	-5.28%	1,099	25	52%	26%	0%	0%	0	0%	0	0	0	0%

\* - P - Priority Club. Cancellation Reasons: 1-Objectives/conduct, 2-Non-active club, 5-Non-existing club, 6-Disbanding, 7-Merger, 8-Financial Suspension, 9-District/Multiple District Dues.

\*\* - Abbreviation: P-President, S-Secretary, T-Treasurer, M-Member Chairperson, VP-First Vice President, MC-Communications Chairperson, SC-Service Chairperson

\*\*\* - Abbreviation: N/R - Never reported using the Lions Clubs website, N/A - Not applicable, No password registered for the Lions Clubs website.

\*\*\*\* - Abbreviation: N - New, IP - Immediate Past, R - Repeat.



# Club Health Assessment for District 9 MC through June 2025

			Status	Membership							Reports					Finance		LCIF
Club Number	Club Name	Charter Date		Current Member Count	YTD Members Added	YTD Members Dropped	YTD Net Growth	YTD Net Growth%	Member Count 12 Months Ago	Avg. length of service for dropped members	Months Since Last MMR ***	Yrs. Since Last Officer Report	President Rotation	Vice President Reported ****	Months Since Last Activity Report ***	Account Balance	Donations for current Fiscal Year	
			Number of times on status quo within last two years	If below 15 members appears				If net loss is greater than 20% appears			If no report in 3 months appears in	When more than one year appears in	Number of repeat terms	Notes the officers that do not have an active	If no report at 12 months appears in red			
Clubs less than two years old																		
156787	South Tama Lions	03/14/2024	Active(1)	1	0	19	-19	-95.00%	20	1	0		None	P,S,T,M,VP SC	N/R		\$153.00	
Clubs more than two years old																		
4183	ALTOONA	04/24/1947	Active	37	2	8	-6	-13.95%	43	15	2		2	P,S,T,M,VP SC	24+		\$750.00	
Exc Award (06/30/2017)																		
4266	AMES	03/13/1939	Active	36	2	4	-2	-5.26%	38	17	0			P,S,T,M,VP SC	0			
Exc Award (06/30/2017, 06/30/2022)																		
101922	AMES CAMPUS	05/06/2008	Active	4	3	6	-3	-42.86%	7	2	2			P,S,T,M,VP SC	14			
4267	AMES EVENING	04/19/1963	Active	1	0	0	0	0.00%	1		2		5	P,S,T,M,VP SC	23			
Exc Award (06/30/2017, 06/30/2018)																		
4184	ANKENY	04/11/1941	Active	22	0	3	-3	-12.00%	25	3	0			P,S,T,M,VP SC	24+		\$500.00	
Exc Award (06/30/2022)																		
42642	BEAMAN	05/26/1983	Active	12	1	0	1	9.09%	11		3		11	P,S,T,M,VP SC	24+		\$100.00	
Exc Award (06/30/2022)																		
4185	BONDURANT	04/26/1949	Active	35	0	2	-2	-5.41%	37	54	3			P,S,T,M,VP SC	1		\$1,000.00	
Exc Award (06/30/2016)																		
33513	CLIVE	03/15/1977	Active	23	1	0	1	4.55%	22		0		11	P,S,T,M,VP SC	0		\$200.00	
Exc Award (06/30/2022)																		
4191	DES MOINES HOST	04/05/1920	Active	24	0	1	-1	-4.00%	25	8	2			P,S,T,M,VP SC	20			
122552	Des Moines Parks Community	06/26/2014	Cancelled(6*)	0	1	7	-6	-100.00%	6	15	5		None	P,S,T,M,VP SC	24+			
4195	DES MOINES SOUTH DES MOINES	04/27/1954	Active	16	2	2	0	0.00%	16	15	1			P,S,T,M,VP SC	0		\$686.00	
Exc Award (06/30/2017, 06/30/2022, 06/30/20)																		
4323	DYSART	01/24/1950	Active	21	1	3	-2	-8.70%	23	3	2			P,S,T,M,VP SC	1		\$1,000.00	
Exc Award (06/30/2022)																		
47508	EAST DES MOINES	06/22/1987	Active	3	0	3	-3	-50.00%	6	37	6		None	P,S,T,M,VP SC	24+			
4326	GARWIN	06/23/1958	Active	18	1	1	0	0.00%	18	17	4		17	P,S,T,M,VP SC	0		\$150.00	
Exc Award (06/30/2022, 06/30/2024)																		
4275	GILBERT	03/08/1955	Active	13	0	0	0	0.00%	13		15		7	P,S,T,M,VP SC	24+		\$500.00	





# Club Health Assessment for District 9 MC through June 2025

			Status	Membership							Reports					Finance	LCIF	
Club Number	Club Name	Charter Date		Current Member Count	YTD Members Added	YTD Members Dropped	YTD Net Growth	YTD Net Growth%	Member Count 12 Months Ago	Avg. length of service for dropped members	Months Since Last MMR ***	Yrs. Since Last Officer Report	President Rotation	Vice President Reported ****	Months Since Last Activity Report ***	Account Balance	Donations for current Fiscal Year	
			Number of times on status quo within last two years	If below 15 members appears				If net loss is greater than 20% appears			If no report in 3 months appears in	When more than one year appears in	Number of repeat terms		Notes the officers that do not have an active	If no report at 12 months appears in red		
Exc Award (06/30/2017)			Active	17	1	0	1	6.25%	16		2		4	P,S,T,M,VP SC	24+			
4327	GLADBROOK	05/06/1960																
Exc Award (06/30/2022)			Active	34	3	1	2	6.25%	32	11	9			P,S,T,M,VP SC	9		\$500.00	
4198	GRIMES	02/04/1947																
Exc Award (06/30/2017, 06/30/2022)			Active	44	3	6	-3	-6.38%	47	25	1			P,S,T,M,VP SC	8		\$3,000.00	
4328	GRINNELL	10/04/1961																
Exc Award (06/30/2022, 06/30/2024)			Active	16	0	0	0	0.00%	16		10		4	P,S,T,M,VP SC	24+			
4277	GRUNDY CENTER	01/25/1968																
			Active	46	0	3	-3	-6.12%	49	11	2			P,S,T,M,VP SC	23		\$2,500.00	
4201	JOHNSTON	12/18/1944																
Exc Award (06/30/2024)			Active	17	0	0	0	0.00%	17		1			P,S,T,M,VP SC	24+		\$350.00	
4282	KELLOGG	09/17/1953																
			Cancelled(6*)	0	0	11	-11	-100.00%	11	11	0		None	P,S,T,M,VP SC	24+			
4283	LAUREL	10/07/1964																
4286 Marshalltown Community Outreach			Active(1)	5	2	3	-1	-16.67%	6	1	3		2	P,S,T,M,VP SC	0		\$320.00	
Exc Award (06/30/2024)																		
4287 Marshalltown Evening			Active	24	5	3	2	9.09%	22	3	0			P,S,T,M,VP SC	0			
Exc Award (06/30/2022)																		
42161 MC CALLSBURG			Active	17	0	0	0	0.00%	17		24		2	P,S,T,M,VP SC	24+		\$400.00	
4208 MITCHELLVILLE				Active	17	0	0	0	0.00%	17		14			P,S,T,M,VP SC	22		\$250.00
Exc Award (06/30/2017, 06/30/2022)																		
4335 MONTEZUMA			Active	34	1	2	-1	-2.86%	35	2	0		2	P,S,T,M,VP SC	24+		\$1,000.00	
4291 NEVADA				Active	16	1	0	1	6.67%	15		9			P,S,T,M,VP SC	24+		\$50.00
Exc Award (06/30/2017)																		
106573 NEWTON			Active	8	0	0	0	0.00%	8		11		6	P,S,T,M,VP SC	24+			
77465 PLEASANT HILL				Cancelled(6*)	0	0	17	-17	-100.00%	17	12	7		None	P,S,T,M,VP SC	14		
4295 PRAIRIE CITY			Active		15	1	3	-2	-11.76%	17	30	0		2	P,S,T,M,VP SC	0		\$250.00
4297 REINBECK				Active	48	7	1	6	14.29%	42	50	1		2	P,S,T,M,VP SC	10		
4299 STATE CENTER			Active		23	0	3	-3	-11.54%	26	11	0		7	P,S,T,M,VP SC	24+		\$150.00
Exc Award (06/30/2022)																		



## Club Health Assessment for District 9 MC through June 2025

			Status	Membership							Reports					Finance	LCIF
Club Number	Club Name	Charter Date		Current Member Count	YTD Members Added	YTD Members Dropped	YTD Net Growth	YTD Net Growth%	Member Count 12 Months Ago	Avg. length of service for dropped members	Months Since Last MMR ***	Yrs. Since Last Officer Report	President Rotation	Vice President Reported ****	Months Since Last Activity Report ***	Account Balance	Donations for current Fiscal Year
			Number of times on status quo within last two years	If below 15 members appears				If net loss is greater than 20% appears			If no report in 3 months appears in	When more than one year appears in	Number of repeat terms	Notes the officers that do not have an active	If no report at 12 months appears in red		
4300	STORY CITY	12/29/1938	Active	14	4	2	2	16.67%	12	0	7		2	P,S,T,M,VP SC	1		\$900.00
4302	SULLY	09/15/1953	Active	21	1	3	-2	-8.70%	23	13	1		2	P,S,T,M,VP SC	11		\$500.00
4345	TRAER	10/27/1930	Active	27	4	2	2	8.00%	25	6	7		7	P,S,T,M,VP SC	0		\$300.00
4219	URBANDALE	08/29/1945	Active	41	4	6	-2	-4.65%	43	16	1		None	P,S,T,M,VP SC	24		\$2,250.00
Exc Award (06/30/2017, 06/30/2022)																	
32315	URBANDALE BREAKFAST	05/17/1976	Active	10	0	0	0	0.00%	10		2		4	P,S,T,M,VP SC	24+		
4220	WEST DES MOINES	10/03/1930	Active	14	0	2	-2	-12.50%	16	17	8		12	P,S,T,M,VP SC	24+		\$1,000.00
Exc Award (06/30/2022)																	

Clubs Cancelled Previous Fiscal Year – Clubs Cancelled within last 12 months may be reinstated

Club Number	Club Name	Charter Date	Current Status*	Cancellation Date
128755	Des Moines Outreach	08/30/2016	Cancelled(6*)	01/29/2024

Current Total Clubs Count	YTD New Clubs Count	YTD Cancelled Clubs Count	YTD Net Club Gain	Current Total Members Count	YTD Add	YTD Drop	YTD Net Growth	YTD Net Growth %	Member Count 12 Months Ago	Average Member Count Per Club	% of Clubs with less than 20 members	% No MMR in 3 Months	% No Officer Report in 12 Months	% of Clubs with balance 90+ days	Number of Clubs in Status Quo	% Status Quo Clubs in Financial Suspension	Number of Cancelled Clubs	Average Cancelled Club Age	Members Lost Due to Cancellation	% of Clubs Cancelled for Non-Financial Reasons
37	0	3	-3	774	51	127	-76	-8.94%	850	21	54%	41%	0%	0%	0	0%	3	33	35	100%

\* - P - Priority Club. Cancellation Reasons: 1-Objectives/conduct, 2-Non-active club, 5-Non-existing club, 6-Disbanding, 7-Merger, 8-Financial Suspension, 9-District/Multiple District Dues.

\*\* - Abbreviation: P-President, S-Secretary, T-Treasurer, M-Member Chairperson, VP-First Vice President, MC-Communications Chairperson, SC-Service Chairperson

\*\*\* - Abbreviation: N/R - Never reported using the Lions Clubs website, N/A - Not applicable, No password registered for the Lions Clubs website.

\*\*\*\* - Abbreviation: N - New, IP - Immediate Past, R - Repeat.




# Club Health Assessment for District 9 NC through June 2025

			Status	Membership							Reports				Finance		LCIF
Club Number	Club Name	Charter Date		Current Member Count	YTD Members Added	YTD Members Dropped	YTD Net Growth	YTD Net Growth%	Member Count 12 Months Ago	Avg. length of service for dropped members	Months Since Last MMR ***	Yrs. Since Last Officer Report	President Rotation	Vice President Reported ****	Months Since Last Activity Report ***	Account Balance	Donations for current Fiscal Year
			Number of times on status quo within last two years	If below 15 members appears				If net loss is greater than 20% appears			If no report in 3 months appears in	When more than one year appears in	Number of repeat terms	Notes the officers that do not have an active	If no report at 12 months appears in red		
Clubs more than two years old																	
4061	ALGONA	01/10/1945	Active	21	1	0	1	5.00%	20		0		2	P,S,T,M,VP SC	0		\$350.00
4062	ALLISON	01/12/1951	Active	21	0	1	-1	-4.55%	22	13	2			P,S,T,M,VP SC	17		\$520.00
4064	BELMOND	10/17/1951	Active	15	3	3	0	0.00%	15	18	0		None	P,S,T,M,VP SC	22		
4067	BURT	10/10/1951	Cancelled(6*)	0	0	13	-13	-100.00%	13	18	0		None	P,S,T,M,VP SC	24+		
4068	CHARLES CITY	05/03/1921	Active	41	2	7	-5	-10.87%	46	32	1			P,S,T,M,VP SC	24+		
4070	CLARION	05/01/1947	Active	18	3	0	3	20.00%	15		0			P,S,T,M,VP SC	3		
4071	CLEAR LAKE	04/15/1921	Active	65	5	14	-9	-12.16%	74	24	0		None	P,S,T,M,VP SC	N/R		
30147	CLEAR LAKE EVENING	01/27/1975	Active	48	4	1	3	6.67%	45	6	0			P,S,T,M,VP SC	1		\$2,000.00
4072	DOWS	10/09/1951	Active	16	0	0	0	0.00%	16		22		11	P,S,T,M,VP SC	N/R		
110931	EAGLE GROVE	05/03/2011	Active	13	2	2	0	0.00%	13	1	0			P,S,T,M,VP SC	0		\$300.00
Exc Award (06/30/2024)																	
43463	ELDORA	02/17/1984	Active	10	0	0	0	0.00%	10		23	1	None	P,S,T,M,VP SC	N/R		
4076	FLOYD	08/26/1952	Active	15	2	0	2	15.38%	13		0			P,S,T,M,VP SC	24+		\$26.00
4077	FOREST CITY	06/13/1930	Active	18	1	2	-1	-5.26%	19	18	1		5	P,S,T,M,VP SC	24+		\$200.00
4078	GARNER	06/06/1924	Cancelled(6*)	0	0	12	-12	-100.00%	12	24	7	1	None	P,S,T,M,VP SC	24+		
4080	HAMPTON	05/05/1960	Active	15	0	6	-6	-28.57%	21	12	1			P,S,T,M,VP SC	0		\$700.00
4034	HUMBOLDT	08/06/1946	Active	34	0	0	0	0.00%	34		1			P,S,T,M,VP SC	24+		\$1,000.00
4279	IOWA FALLS	07/08/1930	Active	64	3	1	2	3.23%	62	2	5			P,S,T,M,VP SC	24+		\$2,020.00
4281	KAMRAR	07/30/1969	Active(1)	17	0	0	0	0.00%	17		0			P,S,T,M,VP SC	24+		
4081	KENSETT	03/12/1948	Active	11	0	0	0	0.00%	11		1		None	P,S,T,M,VP SC	24+		\$200.00
4083	LAKE MILLS	10/22/1928	Active	9	0	2	-2	-18.18%	11	30	0		7	P,S,T,M,VP SC	24+		
33202	MANLY	01/19/1977	Cancelled(8*)	0	0	8	-8	-100.00%	8	24	6	2	None	P,S,T,M,VP SC	N/R	90+ Days	
4084	MARBLE ROCK	10/18/1954	Active	9	1	1	0	0.00%	9	5	6		None	P,S,T,M,VP SC	24+		
4085	MASON CITY	05/12/1920	Active	22	0	1	-1	-4.35%	23	1	0			P,S,T,M,VP SC	24+		\$1,900.00



# Club Health Assessment for District 9 NC through June 2025

			Status	Membership							Reports					Finance	LCIF
Club Number	Club Name	Charter Date		Current Member Count	YTD Members Added	YTD Members Dropped	YTD Net Growth	YTD Net Growth%	Member Count 12 Months Ago	Avg. length of service for dropped members	Months Since Last MMR ***	Yrs. Since Last Officer Report	President Rotation	Vice President Reported ****	Months Since Last Activity Report ***	Account Balance	Donations for current Fiscal Year
			Number of times on status quo within last two years	If below 15 members appears				If net loss is greater than 20% appears			If no report in 3 months appears in	When more than one year appears in	Number of repeat terms	Notes the officers that do not have an active	If no report at 12 months red		
Exc Award (06/30/2022)																	
4087	NEW HARTFORD	03/31/1972	Active	29	2	2	0	0.00%	29	11	2		5	P,S,T,M,VP SC	13		\$400.00
4088	NORTHWOOD	10/18/1929	Active	22	0	5	-5	-18.52%	27	3	0		2	P,S,T,M,VP SC	0		\$1,000.00
44814	OSAGE	04/19/1985	Active	40	4	3	1	2.56%	39	4	2			P,S,T,M,VP SC	1		\$500.00
Exc Award (06/30/2024)																	
35146	PARKERSBURG	03/20/1978	Active	32	1	1	0	0.00%	32	3	1		2	P,S,T,M,VP SC	1		\$420.00
Exc Award (06/30/2024)																	
4090	ROCKFORD	10/29/1951	Cancelled(8*)	0	0	21	-21	-100.00%	21	27	0	1	None	P,S,T,M,VP SC	N/R	90+ Days	
4091	ROCKWELL	02/25/1957	Active	41	0	0	0	0.00%	41		13		None	P,S,T,M,VP SC	24+		
4092	ROWAN	07/25/1952	Active	23	0	0	0	0.00%	23		0			P,S,T,M,VP SC	21		
4095	SHEFFIELD	11/28/1951	Active	14	1	2	-1	-6.67%	15	31	0			P,S,T,M,VP SC	0		\$165.00
4298	STANHOPE	05/25/1951	Active	17	2	6	-4	-19.05%	21	6	0		2	P,S,T,M,VP SC	0		\$200.00
Exc Award (06/30/2018)																	
4301	STRATFORD	05/28/1948	Active	16	0	0	0	0.00%	16		30		4	P,S,T,M,VP SC	24+		
4098	THOMPSON	04/25/1960	Active	14	1	1	0	0.00%	14	40	2			P,S,T,M,VP SC	13		
4306	WILLIAMS	06/26/1951	Active	9	0	0	0	0.00%	9		13		None	P,S,T,M,VP SC	24+		

Clubs Cancelled Previous Fiscal Year – Clubs Cancelled within last 12 months may be reinstated

Club Number	Club Name	Charter Date	Current Status*	Cancellation Date
29087	ACKLEY GENEVA L C	04/17/1974	Cancelled(6*)	06/29/2024

Current Total Clubs Count	YTD New Clubs Count	YTD Cancelled Clubs Count	YTD Net Club Gain	Current Total Members Count	YTD Add	YTD Drop	YTD Net Growth	YTD Net Growth %	Member Count 12 Months Ago	Average Member Count Per Club	% of Clubs with less than 20 members	% No MMR in 3 Months	% No Officer Report in 12 Months	% of Clubs with balance 90+ days	Number of Clubs in Status Quo	% Status Quo Clubs in Financial Suspension	Number of Cancelled Clubs	Average Cancelled Club Age	Members Lost Due to Cancellation	% of Clubs Cancelled for Non-Financial Reasons
31	0	4	-4	739	38	115	-77	-9.44%	816	24	55%	23%	3%	0%	0	0%	4	86	54	50%



Club Health Assessment for District 9 NC through June 2025

			Status	Membership							Reports					Finance	LCIF
Club Number	Club Name	Charter Date		Current Member Count	YTD Members Added	YTD Members Dropped	YTD Net Growth	YTD Net Growth%	Member Count 12 Months Ago	Avg. length of service for dropped members	Months Since Last MMR ***	Yrs. Since Last Officer Report	President Rotation	Vice President Reported ****	Months Since Last Activity Report ***	Account Balance	Donations for current Fiscal Year
			Number of times on status quo within last two years	If below 15 members appears				If net loss is greater than 20% appears			If no report in 3 months appears in	When more than one year appears in	Number of repeat terms	Notes the officers that do not have an active	If no report at 12 months appears in red		

\* - P - Priority Club. Cancellation Reasons: 1-Objectives/conduct, 2-Non-active club, 5-Non-existing club, 6-Disbanding, 7-Merger, 8-Financial Suspension, 9-District/Multiple District Dues.

\*\* - Abbreviation: P-President, S-Secretary, T-Treasurer, M-Member Chairperson, VP-First Vice President, MC-Communications Chairperson, SC-Service Chairperson

\*\*\* - Abbreviation: N/R - Never reported using the Lions Clubs website, N/A - Not applicable, No password registered for the Lions Clubs website.

\*\*\*\* - Abbreviation: N - New, IP - Immediate Past, R - Repeat.



# Club Health Assessment for District 9 NE through June 2025

			Status	Membership							Reports					Finance		LCIF
Club Number	Club Name	Charter Date		Current Member Count	YTD Members Added	YTD Members Dropped	YTD Net Growth	YTD Net Growth%	Member Count 12 Months Ago	Avg. length of service for dropped members	Months Since Last MMR ***	Yrs. Since Last Officer Report	President Rotation	Vice President Reported ****	Months Since Last Activity Report ***	Account Balance	Donations for current Fiscal Year	
			Number of times on status quo within last two years	If below 15 members appears				If net loss is greater than 20% appears			If no report in 3 months appears in	When more than one year appears in	Number of repeat terms	Notes the officers that do not have an active	If no report at 12 months red			
Clubs more than two years old																		
46953	BALLTOWN	02/26/1987	Active	37	0	2	-2	-5.13%	39	29	1			P,S,T,M,VP SC	12		\$1,000.00	
4309	BELLE PLAINE	04/04/1947	Active	31	5	2	3	10.71%	28	14	1			P,S,T,M,VP SC	0		\$390.00	
Exc Award (06/30/2023)																		
4311	BLAIRSTOWN	10/15/1953	Active	6	0	0	0	0.00%	6		17		17	P,S,T,M,VP SC	24+		\$200.00	
4103	CALMAR	09/15/1955	Active	18	1	0	1	5.88%	17		0		4	P,S,T,M,VP SC	2		\$540.00	
46389	CASCADE	06/30/1986	Active	7	4	1	3	75.00%	4	34	1		13	P,S,T,M,VP SC	N/R		\$200.00	
4104	CEDAR FALLS	11/14/1924	Active	79	9	13	-4	-4.82%	83	16	0			P,S,T,M,VP SC	0		\$5,562.00	
4105	DECORAH	10/06/1952	Active	55	4	1	3	5.77%	52	36	3			P,S,T,M,VP SC	1		\$3,070.00	
Exc Award (06/30/2018)																		
4107	DENVER	07/26/1965	Active	38	3	13	-10	-20.83%	48	6	0			P,S,T,M,VP SC	11		\$1,280.00	
33203	DUBUQUE EVENING	01/18/1977	Active	14	0	0	0	0.00%	14		13		5	P,S,T,M,VP SC	6		\$1,460.00	
4108	DUBUQUE NOON	05/10/1922	Active	37	2	4	-2	-5.13%	39	17	0		2	P,S,T,M,VP SC	5		\$1,000.00	
4110	DYERSVILLE	01/12/1968	Active	27	2	0	2	8.00%	25		10		2	P,S,T,M,VP SC	2			
4111	ELGIN	03/27/1948	Active	9	0	0	0	0.00%	9		11		None	P,S,T,M,VP SC	24+			
4115	FREDERICKSBURG	11/02/1955	Active	18	0	3	-3	-14.29%	21	28	1			P,S,T,M,VP SC	7		\$500.00	
4116	GARNAVILLO	11/22/1965	Active	15	0	0	0	0.00%	15		1		23	P,S,T,M,VP SC	0		\$175.00	
4325	GARRISON	04/10/1957	Active	9	0	0	0	0.00%	9		0			P,S,T,M,VP SC	0		\$20.00	
Exc Award (06/30/2018)																		
4117	HAWKEYE	12/01/1970	Active	9	1	0	1	12.50%	8		0		10	P,S,T,M,VP SC	0		\$200.00	
4118	HOPKINTON	02/23/1951	Active	27	4	0	4	17.39%	23		3		None	P,S,T,M,VP SC	0		\$500.00	
4119	HUDSON	06/13/1958	Active	22	1	1	0	0.00%	22	1	3			P,S,T,M,VP SC	1		\$475.00	
4120	INDEPENDENCE	07/10/1931	Active	29	3	2	1	3.57%	28	40	0		2	P,S,T,M,VP SC	0		\$3,730.00	
4121	JANESVILLE	02/06/1967	Active	27	2	1	1	3.85%	26	7	1			P,S,T,M,VP SC	0		\$600.00	
4122	JESUP	09/05/1932	Active	50	0	1	-1	-1.96%	51	17	6			P,S,T,M,VP SC	1		\$100.00	
4123	LA PORTE CITY	06/17/1924	Active	58	5	5	0	0.00%	58	17	1			P,S,T,M,VP SC	24+	90+ Days	\$250.00	



## Club Health Assessment for District 9 NE through June 2025

			Status	Membership							Reports					Finance		LCIF
Club Number	Club Name	Charter Date		Current Member Count	YTD Members Added	YTD Members Dropped	YTD Net Growth	YTD Net Growth%	Member Count 12 Months Ago	Avg. length of service for dropped members	Months Since Last MMR ***	Yrs. Since Last Officer Report	President Rotation	Vice President Reported ****	Months Since Last Activity Report ***	Account Balance	Donations for current Fiscal Year	
			Number of times on status quo within last two years	If below 15 members appears				If net loss is greater than 20% appears			If no report in 3 months appears in	When more than one year appears in	Number of repeat terms	Notes the officers that do not have an active	If no report at 12 months appears in red			
29402	LANSING	05/31/1974	Active	13	0	0	0	0.00%	13		25		12	P,S,T,M,VP SC	24+			
84788	LAWLER	01/31/2005	Active	44	0	0	0	0.00%	44		7			P,S,T,M,VP SC	2		\$110.00	
	Exc Award (06/30/2024)																	
4124	MANCHESTER	10/08/1941	Cancelled(6*)	0	0	11	-11	-100.00%	10	47	8	1	None	P,S,T,M,VP SC	24+			
4127	NASHUA	09/20/1932	Active	37	3	6	-3	-7.50%	40	12	0			P,S,T,M,VP SC	1		\$1,120.00	
	Exc Award (06/30/2018, 06/30/2023)																	
4128	NEW HAMPTON	09/20/1951	Active	55	1	1	0	0.00%	55	3	6			P,S,T,M,VP SC	3		\$1,140.00	
38128	NEWHALL	03/24/1980	Active	15	0	3	-3	-16.67%	18	19	0			P,S,T,M,VP SC	8		\$100.00	
4129	OELWEIN	04/26/1939	Active	34	1	2	-1	-2.86%	35	33	3			P,S,T,M,VP SC	1		\$1,040.00	
	Exc Award (06/30/2018)																	
40998	POSTVILLE	03/29/1982	Active	14	0	0	0	0.00%	14		3			P,S,T,M,VP SC	1		\$225.00	
4339	SHELLSBURG	12/07/1970	Active	10	2	1	1	11.11%	9	0	1		4	P,S,T,M,VP SC	22			
4135	STRAWBERRY POINT	02/10/1931	Active	8	0	0	0	0.00%	8		11		11	P,S,T,M,VP SC	20		\$100.00	
35529	SUMNER	05/11/1978	Active	13	1	6	-5	-27.78%	18	30	0			P,S,T,M,VP SC	24+		\$100.00	
4346	URBANA	01/03/1974	Active	19	5	1	4	26.67%	15	0	0			P,S,T,M,VP SC	24+		\$200.00	
4347	VAN HORNE	12/12/1962	Active	22	0	0	0	0.00%	22		5			P,S,T,M,VP SC	23		\$30.00	
4349	VINTON	07/05/1921	Active	68	3	2	1	1.49%	67	18	0			P,S,T,M,VP SC	7			
	Exc Award (06/30/2017)																	
4136	WATERLOO	02/20/1939	Active	17	1	3	-2	-10.53%	19	8	0			P,S,T,M,VP SC	0		\$1,060.00	
29996	WAUKON	12/17/1974	Active	13	1	3	-2	-13.33%	15	21	0			P,S,T,M,VP SC	0		\$280.00	
4138	WAVERLY	06/13/1944	Active	30	2	3	-1	-3.23%	31	23	0			P,S,T,M,VP SC	0		\$2,120.00	
4139	WEST UNION	03/26/1942	Active	22	1	3	-2	-8.33%	24	2	0		4	P,S,T,M,VP SC	1		\$300.00	
138498	Western Dubuque	06/18/2019	Active	6	1	0	1	20.00%	5		5		7	P,S,T,M,VP SC	0		\$200.00	



## Club Health Assessment for District 9 NE through June 2025

Club Number			Club Name			Charter Date			Status	Membership						Reports				Finance		LCIF		
										Current Member Count	YTD Members Added	YTD Members Dropped	YTD Net Growth	YTD Net Growth%	Member Count 12 Months Ago	Avg. length of service for dropped members	Months Since Last MMR ***	Yrs. Since Last Officer Report	President Rotation	Vice President Reported ****	Months Since Last Activity Report ***	Account Balance	Donations for current Fiscal Year	
									Number of times on status quo within last two years	If below 15 members appears			If net loss is greater than 20% appears			If no report in 3 months appears in		When more than one year appears in	Number of repeat terms	Notes the officers that do not have an active		If no report at 12 months appears in red		
Current Total Clubs Count	YTD New Clubs Count	YTD Cancelled Clubs Count	YTD Net Club Gain	Current Total Members Count	YTD Add	YTD Drop	YTD Net Growth	YTD Net Growth %	Member Count 12 Months Ago	Average Member Count Per Club	% of Clubs with less than 20 members	% No MMR in 3 Months	% No Officer Report in 12 Months	% of Clubs with balance 90+ days	Number of Clubs in Status Quo	% Status Quo Clubs in Financial Suspension	Number of Cancelled Clubs	Average Cancelled Club Age	Members Lost Due to Cancellation	% of Clubs Cancelled for Non-Financial Reasons				
40	0	1	-1	1,062	68	94	-26	-2.39%	1,087	27	48%	40%	0%	3%	0	0%	1	83	11	100%				

\* - P - Priority Club. Cancellation Reasons: 1-Objectives/conduct, 2-Non-active club, 5-Non-existing club, 6-Disbanding, 7-Merger, 8-Financial Suspension, 9-District/Multiple District Dues.

\*\* - Abbreviation: P-President, S-Secretary, T-Treasurer, M-Member Chairperson, VP-First Vice President, MC-Communications Chairperson, SC-Service Chairperson

\*\*\* - Abbreviation: N/R - Never reported using the Lions Clubs website, N/A - Not applicable, No password registered for the Lions Clubs website.

\*\*\*\* - Abbreviation: N - New, IP - Immediate Past, R - Repeat.





# Club Health Assessment for District 9 NW through June 2025

			Status	Membership							Reports					Finance	LCIF	
Club Number	Club Name	Charter Date		Current Member Count	YTD Members Added	YTD Members Dropped	YTD Net Growth	YTD Net Growth%	Member Count 12 Months Ago	Avg. length of service for dropped members	Months Since Last MMR ***	Yrs. Since Last Officer Report	President Rotation	Vice President Reported ****	Months Since Last Activity Report ***	Account Balance	Donations for current Fiscal Year	
			Number of times on status quo within last two years	If below 15 members appears					If net loss is greater than 20% appears			If no report in 3 months appears in	When more than one year appears in	Number of repeat terms	Notes the officers that do not have an active	If no report at 12 months red		
Clubs more than two years old																		
38267	AKRON	04/16/1980	Active	24	4	1	3	14.29%	21	22	0			P,S,T,M,VP SC	0		\$630.00	
Exc Award (06/30/2024)																		
4023	BADGER	03/09/1973	Active	6	1	3	-2	-25.00%	8	5	0			P,S,T,M,VP SC	8		\$1,010.00	
4270	BOONE	05/12/1921	Active	22	5	5	0	0.00%	22	14	1		3	P,S,T,M,VP SC	1		\$1,305.00	
32065	CARROLL	04/14/1976	Active	23	0	1	-1	-4.17%	24	3	3		None	P,S,T,M,VP SC	3		\$250.00	
4232	CHURDAN	12/11/1941	Active	35	3	0	3	9.38%	32		3			P,S,T,M,VP SC	6		\$250.00	
43715	COON RAPIDS	04/03/1984	Active	31	3	3	0	0.00%	31	22	2			P,S,T,M,VP SC	24+		\$675.00	
4027	DAYTON	06/24/1968	Active	10	0	0	0	0.00%	10		17		3	P,S,T,M,VP SC	24+			
4030	EVERLY	06/13/1961	Active	28	3	0	3	12.00%	25		1		2	P,S,T,M,VP SC	3	90+ Days		
4032	FORT DODGE	08/19/1921	Active	21	1	3	-2	-8.70%	23	34	0			P,S,T,M,VP SC	0		\$3,446.00	
29401	FORT DODGE EVENING	05/31/1974	Cancelled(6*)	0	2	12	-10	-100.00%	10	17	0		None	P,S,T,M,VP SC	3		\$7,000.00	
4242	GRAND JUNCTION	10/04/1932	Active	13	1	0	1	8.33%	12		0			P,S,T,M,VP SC	3			
37665	HARTLEY	11/08/1979	Cancelled(8*)	0	0	21	-21	-100.00%	21	26	0	1	None	P,S,T,M,VP SC	3	90+ Days	\$500.00	
4038	LE MARS	05/11/1921	Active	19	0	0	0	0.00%	19		5		12	P,S,T,M,VP SC	3		\$1,100.00	
4039	LEHIGH	01/31/1973	Active	11	0	2	-2	-15.38%	13	15	1			P,S,T,M,VP SC	24+			
28134	LOHRVILLE	03/18/1974	Active	11	0	0	0	0.00%	11		0		14	P,S,T,M,VP SC	3			
4285	MADRID	11/26/1929	Active	41	4	5	-1	-2.38%	42	38	0			P,S,T,M,VP SC	3		\$500.00	
Exc Award (06/30/2023)																		
41874	MANSON	10/01/1982	Active	10	1	4	-3	-23.08%	13	9	0		5	P,S,T,M,VP SC	2		\$30.00	
33925	MARCUS	05/31/1977	Active	23	1	0	1	4.55%	22		10			P,S,T,M,VP SC	3		\$400.00	
4293	OGDEN	11/29/1929	Active	26	3	1	2	8.33%	24	39	3			P,S,T,M,VP SC	3		\$290.00	
4043	ORANGE CITY	02/24/1930	Active	36	8	3	5	16.13%	31	3	3			P,S,T,M,VP SC	3			
4046	PETERSON	03/20/1957	Active	40	1	2	-1	-2.44%	41	15	1			P,S,T,M,VP SC	1			
4048	REMSEN	02/29/1940	Active	17	2	2	0	0.00%	17	2	1			P,S,T,M,VP SC	3			



## Club Health Assessment for District 9 NW through June 2025

					Membership						Reports					Finance		LCIF		
Club Number	Club Name	Charter Date			Current Member Count	YTD Members Added	YTD Members Dropped	YTD Net Growth	YTD Net Growth%	Member Count 12 Months Ago	Avg. length of service for dropped members	Months Since Last MMR ***	Yrs. Since Last Officer Report	President Rotation	Vice President Reported ****	Months Since Last Activity Report ***	Account Balance	Donations for current Fiscal Year		
			Number of times on status quo within last two years		If below 15 members appears				If net loss is greater than 20% appears			If no report in 3 months appears in	When more than one year appears in	Number of repeat terms	Notes the officers that do not have an active	If no report at 12 months appears in red				
4259	RIPPEY	03/09/1944	Active		9	0	0	0	0.00%	9		3		4	P,S,T,M,VP SC	3		\$400.00		
4051	ROLFE	04/15/1953	Active		20	1	3	-2	-9.09%	22	14	6		6	P,S,T,M,VP SC	3		\$250.00		
4052	ROYAL	11/15/1957	Active		28	2	2	0	0.00%	28	27	7			P,S,T,M,VP SC	3				
4054	SAC CITY	12/09/1948	Cancelled(8*)		0	0	4	-4	-100.00%	4	34	0	1	None	P,S,T,M,VP SC	3	90+ Days			
4056	SIOUX CITY	06/12/1920	Active		17	2	2	0	0.00%	17	4	0		3	P,S,T,M,VP SC	3				
47864	WALL LAKE	11/25/1987	Active		16	1	0	1	6.67%	15		5			P,S,T,M,VP SC	3		\$200.00		
Exc Award (06/30/2024)																				
4060	WEST BEND	01/24/1966	Active		13	0	0	0	0.00%	13		27		5	P,S,T,M,VP SC	3		\$200.00		
4307	WOODWARD	11/10/1969	Active		15	0	3	-3	-16.67%	18	6	1		2	P,S,T,M,VP SC	3				
Exc Award (06/30/2024)																				
Current Total Clubs Count	YTD New Clubs Count	YTD Cancelled Clubs Count	YTD Net Club Gain	Current Total Members Count	YTD Add	YTD Drop	YTD Net Growth	YTD Net Growth %	Member Count 12 Months Ago	Average Member Count Per Club	% of Clubs with less than 20 members	% No MMR in 3 Months	% No Officer Report in 12 Months	% of Clubs with balance 90+ days	Number of Clubs in Status Quo	% Status Quo Clubs in Financial Suspension	Number of Cancelled Clubs	Average Cancelled Club Age	Members Lost Due to Cancellation	% of Clubs Cancelled for Non-Financial Reasons
27	0	3	-3	565	49	82	-33	-5.52%	598	21	48%	44%	0%	4%	0	0%	3	58	37	33%

\* - P - Priority Club. Cancellation Reasons: 1-Objectives/conduct, 2-Non-active club, 5-Non-existing club, 6-Disbanding, 7-Merger, 8-Financial Suspension, 9-District/Multiple District Dues.

\*\* - Abbreviation: P-President, S-Secretary, T-Treasurer, M-Member Chairperson, VP-First Vice President, MC-Communications Chairperson, SC-Service Chairperson

\*\*\* - Abbreviation: N/R - Never reported using the Lions Clubs website, N/A - Not applicable, No password registered for the Lions Clubs website.

\*\*\*\* - Abbreviation: N - New, IP - Immediate Past, R - Repeat.



# Club Health Assessment for District 9 SE through June 2025

			Status	Membership							Reports					Finance		LCIF
Club Number	Club Name	Charter Date		Current Member Count	YTD Members Added	YTD Members Dropped	YTD Net Growth	YTD Net Growth%	Member Count 12 Months Ago	Avg. length of service for dropped members	Months Since Last MMR ***	Yrs. Since Last Officer Report	President Rotation	Vice President Reported ****	Months Since Last Activity Report ***	Account Balance	Donations for current Fiscal Year	
			Number of times on status quo within last two years	If below 15 members appears				If net loss is greater than 20% appears			If no report in 3 months appears in	When more than one year appears in	Number of repeat terms	Notes the officers that do not have an active	If no report at 12 months appears in red			
Clubs more than two years old																		
4181	ALBIA	06/22/1921	Active	9	0	0	0	0.00%	9		13			P,S,T,M,VP SC	21			
4143	BIRMINGHAM	12/06/1965	Active	12	0	1	-1	-7.69%	13	3	2		2	P,S,T,M,VP SC	5		\$100.00	
Exc Award (06/30/2023)																		
35684	BRIGHTON	05/25/1978	Active	14	0	0	0	0.00%	14		1		3	P,S,T,M,VP SC	24+		\$1,000.00	
4147	BURLINGTON HOST	04/12/1921	Active	32	3	1	2	6.67%	30	34	1		2	P,S,T,M,VP SC	24+		\$2,260.00	
4188	CENTERVILLE	03/17/1939	Active(1)	8	0	0	0	0.00%	8		1		13	P,S,T,M,VP SC	24+			
136946	Clear Creek	11/29/2018	Active(1)	9	0	5	-5	-35.71%	14	3	1			P,S,T,M,VP SC	24+			
38023	COLUMBUS JUNCTION	02/29/1980	Active	30	6	2	4	15.38%	26	13	1		2	P,S,T,M,VP SC	3		\$3,169.69	
4190	CORYDON	11/18/1969	Active	18	2	3	-1	-5.26%	19	20	0		2	P,S,T,M,VP SC	16		\$526.00	
4149	CRAWFORDSVILLE	05/28/1953	Active	18	0	1	-1	-5.26%	19	21	10		None	P,S,T,M,VP SC	6		\$620.00	
32506	DANVILLE	06/21/1976	Active	16	0	0	0	0.00%	16		14			P,S,T,M,VP SC	3		\$100.00	
4153	FAIRFIELD	04/28/1921	Active	35	0	2	-2	-5.41%	37	56	6		None	P,S,T,M,VP SC	24+		\$530.00	
Exc Award (06/30/2018)																		
4155	FORT MADISON	06/19/1920	Active	31	1	3	-2	-6.06%	33	20	0		2	P,S,T,M,VP SC	0		\$2,000.00	
4156	FREMONT	11/05/1953	Active	26	0	1	-1	-3.70%	27	52	0			P,S,T,M,VP SC	12		\$700.00	
42751	GRANDVIEW & LETTS	06/30/1983	Active	18	1	1	0	0.00%	18	8	4		4	P,S,T,M,VP SC	15		\$1,065.00	
Exc Award (06/30/2016, 06/30/2017)																		
4329	IOWA CITY	12/15/1920	Active	23	0	12	-12	-34.29%	35	8	1		4	P,S,T,M,VP SC	1		\$2,050.00	
4158	KEOKUK	03/09/1921	Active	13	1	4	-3	-18.75%	16	28	0		2	P,S,T,M,VP SC	24+			
29911	KEOSAUQUA	11/06/1974	Active	26	4	3	1	4.00%	25	32	0			P,S,T,M,VP SC	24+		\$2,000.00	
39342	LEIGHTON	01/31/1981	Active	14	1	0	1	7.69%	13		1		2	P,S,T,M,VP SC	0		\$1,120.00	
4160	LOCKRIDGE	03/23/1956	Active(1)	16	0	0	0	0.00%	16		14			P,S,T,M,VP SC	24+		\$1,170.00	
42162	LONE TREE	01/19/1983	Active	18	2	1	1	5.88%	17	42	0			P,S,T,M,VP SC	0		\$1,510.00	
4161	MEDIAPOLIS	03/18/1949	Active	19	0	0	0	0.00%	19		13			P,S,T,M,VP SC	24+			
54546	MELCHER-DALLAS	06/02/1993	Active	12	0	1	-1	-7.69%	13	8	4			P,S,T,M,VP SC	24+			




# Club Health Assessment for District 9 SE through June 2025

					Membership							Reports					Finance		LCIF	
Club Number	Club Name	Charter Date		Current Member Count	YTD Members Added	YTD Members Dropped	YTD Net Growth	YTD Net Growth%	Member Count 12 Months Ago	Avg. length of service for dropped members	Months Since Last MMR ***	Yrs. Since Last Officer Report	President Rotation	Vice President Reported ****	Months Since Last Activity Report ***	Account Balance	Donations for current Fiscal Year			
			Number of times on status quo within last two years	If below 15 members appears			If net loss is greater than 20% appears				If no report in 3 months appears in	When more than one year appears in	Number of repeat terms	Notes the officers that do not have an active	If no report at 12 months appears in red					
Exc Award (06/30/2018)																				
4162	MILTON	03/16/1954	Active(1)	12	8	2	6	100.00%	6	44	0		2	P,S,T,M,VP SC	24+		\$100.00			
29624	NEW LONDON	07/23/1974	Active	13	1	2	-1	-7.14%	14	34	1			P,S,T,M,VP SC	24+		\$500.00			
104428	NORTH LIBERTY	02/04/2009	Active	17	1	0	1	6.25%	16		2			P,S,T,M,VP SC	0		\$300.00			
108239	OSKALOOSA	04/28/2010	P- Active	3	4	20	-16	-84.21%	19	9	0			P,S,T,M,VP SC	2		\$682.00			
Exc Award (06/30/2017, 06/30/2021)																				
4168	OTTUMWA NOON	05/02/1939	Active	48	1	5	-4	-7.69%	52	10	2			P,S,T,M,VP SC	1		\$580.50			
4171	SIGOURNEY	11/19/1953	Active	12	0	1	-1	-7.69%	13	45	7			P,S,T,M,VP SC	9					
129932	Solon Centennial Lions Club	01/30/2017	Active	32	2	0	2	6.67%	30		5			P,S,T,M,VP SC	2		\$600.00			
4172	STOCKPORT	11/27/1957	Active	14	4	3	1	7.69%	13	20	1			P,S,T,M,VP SC	24+		\$200.00			
4348	VICTOR	11/13/1956	Active	18	0	0	0	0.00%	18		26		3	P,S,T,M,VP SC	1		\$5,000.00			
Exc Award (06/30/2018)																				
4174	WASHINGTON	12/21/1972	Active	22	1	2	-1	-4.35%	23	17	1			P,S,T,M,VP SC	0		\$1,204.00			
4175	WAYLAND	04/10/1958	Active	22	3	2	1	4.76%	21	6	0		None	P,S,T,M,VP SC	6					
4177	WEST BURLINGTON	10/21/1971	Active	22	2	2	0	0.00%	22	52	1		3	P,S,T,M,VP SC	24+		\$680.00			
4178	WEST CHESTER	03/01/1956	Active	24	4	0	4	20.00%	20		1		14	P,S,T,M,VP SC	24+		\$290.00			
4179	WHAT CHEER	12/17/1953	Active	10	0	0	0	0.00%	10		8		18	P,S,T,M,VP SC	24+		\$100.00			
4354	WILLIAMSBURG	10/21/1938	Active	33	1	1	0	0.00%	33	2	0		13	P,S,T,M,VP SC	2		\$500.00			
4180	WINFIELD	11/17/1941	Active	21	3	4	-1	-4.55%	22	5	2			P,S,T,M,VP SC	24+		\$800.00			
Current Total Clubs Count	YTD New Clubs Count	YTD Cancelled Clubs Count	YTD Net Club Gain	Current Total Members Count	YTD Add	YTD Drop	YTD Net Growth	YTD Net Growth %	Member Count 12 Months Ago	Average Member Count Per Club	% of Clubs with less than 20 members	% No MMR in 3 Months	% No Officer Report in 12 Months	% of Clubs with balance 90+ days	Number of Clubs in Status Quo	% Status Quo Clubs in Financial Suspension	Number of Cancelled Clubs	Average Cancelled Club Age	Members Lost Due to Cancellation	% of Clubs Cancelled for Non-Financial Reasons
38	0	0	0	740	56	85	-29	-3.77%	769	19	61%	32%	0%	0%	0	0%	0	0	0	0%



Club Health Assessment for District 9 SE through June 2025

			Status	Membership						Reports					Finance	LCIF	
Club Number	Club Name	Charter Date		Current Member Count	YTD Members Added	YTD Members Dropped	YTD Net Growth	YTD Net Growth%	Member Count 12 Months Ago	Avg. length of service for dropped members	Months Since Last MMR ***	Yrs. Since Last Officer Report	President Rotation	Vice President Reported ****	Months Since Last Activity Report ***	Account Balance	Donations for current Fiscal Year
			Number of times on status quo within last two years	If below 15 members appears				If net loss is greater than 20% appears			If no report in 3 months appears in	When more than one year appears in	Number of repeat terms	Notes the officers that do not have an active	If no report at 12 months appears in red		



# Club Health Assessment for District 9 SW through June 2025

			Status	Membership							Reports					Finance		LCIF
Club Number	Club Name	Charter Date		Current Member Count	YTD Members Added	YTD Members Dropped	YTD Net Growth	YTD Net Growth%	Member Count 12 Months Ago	Avg. length of service for dropped members	Months Since Last MMR ***	Yrs. Since Last Officer Report	President Rotation	Vice President Reported ****	Months Since Last Activity Report ***	Account Balance	Donations for current Fiscal Year	
			Number of times on status quo within last two years	If below 15 members appears				If net loss is greater than 20% appears			If no report in 3 months appears in	When more than one year appears in	Number of repeat terms	Notes the officers that do not have an active	If no report at 12 months appears in red			
Clubs more than two years old																		
4223	ADAIR	08/23/1951	Active	17	0	2	-2	-10.53%	19	1	3		4	P,S,T,M,VP SC	0		\$5,220.00	
Exc Award (06/30/2017, 06/30/2020, 06/30/20																		
4264	ADEL	11/28/1952	Active	48	3	3	0	0.00%	48	3	0			P,S,T,M,VP SC	0		\$3,100.00	
33408	AFTON	02/28/1977	Active	21	1	0	1	5.00%	20		6			P,S,T,M,VP SC	0		\$50.00	
Exc Award (06/30/2022)																		
4225	ATLANTIC	02/07/1928	Active	25	2	4	-2	-7.41%	27	17	0		3	P,S,T,M,VP SC	2		\$1,230.00	
4226	AUDUBON	04/16/1943	Active	39	1	1	0	0.00%	39	39	2			P,S,T,M,VP SC	0		\$2,100.00	
Exc Award (06/30/2017, 06/30/2023, 06/30/20																		
4228	BAYARD	02/08/1950	Cancelled(6*)	0	0	11	-11	-100.00%	11	19	0		None	P,S,T,M,VP SC	24+		\$100.00	
4229	BEDFORD	10/15/1946	Active	17	0	0	0	0.00%	17		20			P,S,T,M,VP SC	24+		\$25.00	
4234	CLEARFIELD	05/29/1952	Active	167	0	23	-23	-12.11%	190	21	0			P,S,T,M,VP SC	24+		\$500.00	
4236	COUNCIL BLUFFS	06/19/1921	Active	24	0	1	-1	-4.00%	25	11	2			P,S,T,M,VP SC	2		\$1,190.00	
Exc Award (06/30/2017, 06/30/2018, 06/30/20																		
4237	CRESTON	04/18/1952	Active	23	0	1	-1	-4.17%	24	11	1			P,S,T,M,VP SC	16		\$1,000.00	
51365	DEXTER	02/28/1991	Active	9	0	2	-2	-18.18%	11	13	3			P,S,T,M,VP SC	3		\$75.00	
4240	DIAGONAL	05/26/1952	Active(1)	64	6	0	6	10.34%	58		3			P,S,T,M,VP SC	10		\$25.00	
36044	EXIRA	09/18/1978	Active	32	4	7	-3	-8.57%	35	2	0			P,S,T,M,VP SC	1		\$125.00	
Exc Award (06/30/2016, 06/30/2017, 06/30/20																		
31736	FONTANELLE	02/24/1976	Active	9	0	0	0	0.00%	9		15		9	P,S,T,M,VP SC	6		\$500.00	
4241	GLENWOOD	01/16/1939	Active	21	0	2	-2	-8.70%	23	7	0			P,S,T,M,VP SC	0		\$2,100.00	
4197	GRAND RIVER	11/24/1954	Active	22	6	0	6	37.50%	16		2		None	P,S,T,M,VP SC	5		\$1,000.00	
4243	GREENFIELD	02/26/1952	Active	31	0	0	0	0.00%	31		12		3	P,S,T,M,VP SC	23		\$500.00	
4245	GUTHRIE CENTER	06/16/1924	Active	36	4	1	3	9.09%	33	1	1			P,S,T,M,VP SC	6		\$1,085.00	
147565	Hamburg	07/15/2021	Active	10	4	2	2	25.00%	8	4	0		None	P,S,T,M,VP SC	8		\$25.00	
4246	HARLAN	01/05/1955	Active	34	6	0	6	21.43%	28		2			P,S,T,M,VP SC	21		\$750.00	



# Club Health Assessment for District 9 SW through June 2025

			Status	Membership							Reports					Finance	LCIF
Club Number	Club Name	Charter Date		Current Member Count	YTD Members Added	YTD Members Dropped	YTD Net Growth	YTD Net Growth%	Member Count 12 Months Ago	Avg. length of service for dropped members	Months Since Last MMR ***	Yrs. Since Last Officer Report	President Rotation	Vice President Reported ****	Months Since Last Activity Report ***	Account Balance	Donations for current Fiscal Year
			Number of times on status quo within last two years	If below 15 members appears				If net loss is greater than 20% appears			If no report in 3 months appears in	When more than one year appears in	Number of repeat terms	Notes the officers that do not have an active	If no report at 12 months appears in red		
4199	INDIANOLA	01/24/1930	Active	70	30	21	9	14.75%	61	10	0		2	P,S,T,M,VP SC	0		\$5,005.00
	Exc Award (06/30/2021, 06/30/2023, 06/30/2025)																
56972	INDIANOLA BREAKFAST	05/26/1995	Active	8	0	1	-1	-11.11%	9	1	11		7	P,S,T,M,VP SC	24+		\$25.00
4200	INDIANOLA EVENING	10/05/1970	Cancelled(6*)	0	0	8	-8	-100.00%	7	19	3		None	P,S,T,M,VP SC	15		\$50.00
4247	JAMAICA	04/25/1966	Active	14	0	1	-1	-6.67%	15	3	5			P,S,T,M,VP SC	20		\$100.00
4203	LAMONI	03/17/1970	Active	27	2	8	-6	-18.18%	33	7	0		3	P,S,T,M,VP SC	6		\$100.00
4204	LEON	04/12/1956	Active	14	3	3	0	0.00%	14	7	3		2	P,S,T,M,VP SC	24	90+ Days	\$75.00
4250	LINDEN	09/11/1967	Active	5	0	3	-3	-37.50%	8	8	1			P,S,T,M,VP SC	12		\$200.00
4251	LORIMOR	06/07/1940	Active	14	1	1	0	0.00%	14	1	7		6	P,S,T,M,VP SC	2		\$100.00
4206	MARTENSDALE	12/26/1972	Active	8	0	0	0	0.00%	8		12		3	P,S,T,M,VP SC	19		\$400.00
	Exc Award (06/30/2022)																
4207	MILO	04/20/1954	Active	21	1	1	0	0.00%	21	3	5			P,S,T,M,VP SC	1		\$500.00
4253	MISSOURI VALLEY	06/29/1953	Active	14	0	8	-8	-36.36%	22	21	0			P,S,T,M,VP SC	1		\$250.00
4254	MOUNT AYR	06/18/1947	Active	22	3	2	1	4.76%	21	3	2			P,S,T,M,VP SC	24+		\$25.00
4210	MURRAY	06/08/1932	Active	10	1	1	0	0.00%	10	1	0			P,S,T,M,VP SC	2		\$50.00
33514	NEOLA	03/24/1977	Active	32	0	3	-3	-8.57%	35	8	0		2	P,S,T,M,VP SC	0		\$4,255.00
	Exc Award (06/30/2016, 06/30/2017, 06/30/2020)																
4211	NEW VIRGINIA	10/13/1941	Active	13	0	1	-1	-7.14%	14	26	10			P,S,T,M,VP SC	24+		\$25.00
31006	NORWALK	06/30/1975	Active	24	0	7	-7	-22.58%	31	12	0			P,S,T,M,VP SC	15		\$250.00
4256	PANORA	03/10/1955	Active	15	0	0	0	0.00%	15		12		2	P,S,T,M,VP SC	24+		\$200.00
	Exc Award (06/30/2016, 06/30/2018)																
4294	PERRY	02/07/1972	Active	20	2	1	1	5.26%	19	0	1			P,S,T,M,VP SC	0		\$580.00
	Exc Award (06/30/2024)																
4296	REDFIELD	09/25/1956	Active	7	0	6	-6	-46.15%	13	2	2		5	P,S,T,M,VP SC	18		\$125.00
	Exc Award (06/30/2018)																
4216	ST CHARLES	02/28/1946	Active	21	0	2	-2	-8.70%	23	2	1			P,S,T,M,VP SC	24+		\$25.00
100971	STUART	01/21/2008	Active	9	0	1	-1	-10.00%	10	17	11			P,S,T,M,VP SC	3		\$50.00



Club Health Assessment for District 9 SW through June 2025

Club Number	Club Name	Charter Date	Status	Membership							Reports					Finance	LCIF
				Current Member Count	YTD Members Added	YTD Members Dropped	YTD Net Growth	YTD Net Growth%	Member Count 12 Months Ago	Avg. length of service for dropped members	Months Since Last MMR ***	Yrs. Since Last Officer Report	President Rotation	Vice President Reported ****	Months Since Last Activity Report ***	Account Balance	Donations for current Fiscal Year
			Number of times on status quo within last two years	If below 15 members appears				If net loss is greater than 20% appears			If no report in 3 months appears in	When more than one year appears in	Number of repeat terms	Notes the officers that do not have an active	If no report at 12 months appears in red		
4263	TINGLEY	10/11/1957	Active	37	2	2	0	0.00%	37	7	2		5	P,S,T,M,VP SC	24+		\$25.00
46816	VILLISCA	01/15/1987	Active	16	0	3	-3	-15.79%	19	32	1		2	P,S,T,M,VP SC	0		\$250.00
Exc Award (06/30/2017, 06/30/2019)																	
138479	Waukee	06/04/2019	Active	13	3	3	0	0.00%	13	6	0			P,S,T,M,VP SC	0		\$1,345.00
4222	WINTERSET	05/26/1939	Active(1)	31	1	3	-2	-6.06%	33	8	0		None	P,S,T,M,VP SC	15		\$1,205.00
Exc Award (06/30/2023)																	

Clubs Cancelled Previous Fiscal Year – Clubs Cancelled within last 12 months may be reinstated

Club Number	Club Name	Charter Date	Current Status*	Cancellation Date
105800	EARLHAM	06/16/2009	Cancelled(6*)	07/29/2023

Current Total Clubs Count	YTD New Clubs Count	YTD Cancelled Clubs Count	YTD Net Club Gain	Current Total Members Count	YTD Add	YTD Drop	YTD Net Growth	YTD Net Growth %	Member Count 12 Months Ago	Average Member Count Per Club	% of Clubs with less than 20 members	% No MMR in 3 Months	% No Officer Report in 12 Months	% of Clubs with balance 90+ days	Number of Clubs in Status Quo	% Status Quo Clubs in Financial Suspension	Number of Cancelled Clubs	Average Cancelled Club Age	Members Lost Due to Cancellation	% of Clubs Cancelled for Non-Financial Reasons
43	0	2	-2	1,114	86	150	-64	-5.43%	1,177	26	44%	37%	0%	2%	0	0%	2	72	19	100%

\* - P - Priority Club. Cancellation Reasons: 1-Objectives/conduct, 2-Non-active club, 5-Non-existing club, 6-Disbanding, 7-Merger, 8-Financial Suspension, 9-District/Multiple District Dues.

\*\* - Abbreviation: P-President, S-Secretary, T-Treasurer, M-Member Chairperson, VP-First Vice President, MC-Communications Chairperson, SC-Service Chairperson

\*\*\* - Abbreviation: N/R - Never reported using the Lions Clubs website, N/A - Not applicable, No password registered for the Lions Clubs website.

\*\*\*\* - Abbreviation: N - New, IP - Immediate Past, R - Repeat.






# Club Health Assessment for District 27 A1 through June 2025

			Status	Membership							Reports					Finance	LCIF	
Club Number	Club Name	Charter Date		Current Member Count	YTD Members Added	YTD Members Dropped	YTD Net Growth	YTD Net Growth%	Member Count 12 Months Ago	Avg. length of service for dropped members	Months Since Last MMR ***	Yrs. Since Last Officer Report	President Rotation	Vice President Reported ****	Months Since Last Activity Report ***	Account Balance	Donations for current Fiscal Year	
			Number of times on status quo within last two years	If below 15 members appears			If net loss is greater than 20% appears				If no report in 3 months appears in	When more than one year appears in	Number of repeat terms	Notes the officers that do not have an active		If no report at 12 months appears in red		
Clubs less than two years old																		
182265	Franklin Lioness	06/26/2025	Newly Chartered	22	22	0	22	100.00%	0		0				P,S,T,M,VP SC	N/R		
Clubs more than two years old																		
10320	BIG BEND VERNON L C	06/03/1955	Active	75	4	7	-3	-3.85%	78	20	0				P,S,T,M,VP SC	12		\$3,020.00
Exc Award (06/30/2017, 06/30/2018, 06/30/2020)																		
10321	BURLINGTON	03/09/1950	Active	27	2	5	-3	-10.00%	30	11	0				P,S,T,M,VP SC	1		\$1,600.00
Exc Award (06/30/2023, 06/30/2024)																		
10322	CALEDONIA	04/21/1967	Active(1)	6	0	0	0	0.00%	6		18		8		P,S,T,M,VP SC	19		
38898	CAMBRIDGE AREA	09/22/1980	Active	65	4	8	-4	-5.80%	69	5	0		None		P,S,T,M,VP SC	8		\$505.00
10323	CUDAHY	03/29/1950	Active	41	1	3	-2	-4.65%	43	20	3				P,S,T,M,VP SC	24+		\$2,010.00
10324	DELANAN	05/16/1938	Active	25	2	1	1	4.17%	24	5	2				P,S,T,M,VP SC	6		\$1,000.00
10325	DOUSMAN OTTAWA L C	02/10/1965	Active	19	2	2	0	0.00%	19	4	0		None		P,S,T,M,VP SC	0		
146194	Eagle Lioness	06/15/2021	Active	17	1	0	1	6.25%	16		5				P,S,T,M,VP SC	0		\$350.00
Exc Award (06/30/2022)																		
10326	EAGLE WISCONSIN INC	03/16/1964	Active	10	0	1	-1	-9.09%	11	8	9		None		P,S,T,M,VP SC	6		
10327	EAST TROY	12/10/1937	Active	49	3	9	-6	-10.91%	55	10	1				P,S,T,M,VP SC	0		\$555.00
Exc Award (06/30/2018, 06/30/2022)																		
10328	ELKHORN	10/15/1952	Active	49	10	5	5	11.36%	44	22	0				P,S,T,M,VP SC	4		\$1,231.00
Exc Award (06/30/2017)																		
40507	FONTANA BIG FOOT	11/18/1981	Active	54	8	5	3	5.88%	51	6	0				P,S,T,M,VP SC	15		\$5.00
Exc Award (06/30/2017)																		
10329	FORT ATKINSON	02/28/1930	Active	72	8	3	5	7.46%	71	7	0				P,S,T,M,VP SC	2		\$50.00
10330	FRANKLIN	10/01/1957	Active	49	14	28	-14	-22.22%	63	3	1				P,S,T,M,VP SC	0		\$200.00
Exc Award (06/30/2022, 06/30/2024)																		
47285	FRANKLIN NOON	04/30/1987	Active	21	5	1	4	23.53%	17	3	0		None		P,S,T,M,VP SC	24+		\$200.00
10331	GENOA CITY	10/18/1960	Active	21	1	2	-1	-4.55%	22	57	0				P,S,T,M,VP SC	0		\$320.00
Exc Award (06/30/2016, 06/30/2018, 06/30/2020)																		




# Club Health Assessment for District 27 A1 through June 2025

			Status	Membership							Reports					Finance	LCIF
Club Number	Club Name	Charter Date		Current Member Count	YTD Members Added	YTD Members Dropped	YTD Net Growth	YTD Net Growth%	Member Count 12 Months Ago	Avg. length of service for dropped members	Months Since Last MMR ***	Yrs. Since Last Officer Report	President Rotation	Vice President Reported ****	Months Since Last Activity Report ***	Account Balance	Donations for current Fiscal Year
			Number of times on status quo within last two years	If below 15 members appears				If net loss is greater than 20% appears			If no report in 3 months appears in	When more than one year appears in	Number of repeat terms	Notes the officers that do not have an active	If no report at 12 months appears in red		
77955	GREATER GREENFIELD	12/19/2003	Active	16	4	1	3	23.08%	13	0	2		6	P,S,T,M,VP SC	2		\$2,500.00
10332	GREENDALE	11/10/1955	Active	70	14	10	4	6.06%	66	5	0		2	P,S,T,M,VP SC	0		\$750.00
Exc Award (06/30/2024)																	
10333	GREENFIELD	09/10/1957	Active	6	0	0	0	0.00%	6		25		9	P,S,T,M,VP SC	24+		
10334	HALES CORNERS	10/16/1956	Active	55	7	1	6	12.24%	49	7	1		2	P,S,T,M,VP SC	11		\$2,110.00
Exc Award (06/30/2016, 06/30/2017, 06/30/2018)																	
35542	JEFFERSON	05/15/1978	Active	21	1	2	-1	-4.55%	22	2	5		2	P,S,T,M,VP SC	14		\$300.00
Exc Award (06/30/2018, 06/30/2023)																	
10336	KENOSHA GREATER	10/12/1967	Active	14	0	1	-1	-6.67%	15	25	7		2	P,S,T,M,VP SC	24+		\$100.00
10335	KENOSHA NOON	12/28/1948	Active	15	3	2	1	7.14%	14	13	3			P,S,T,M,VP SC	6		\$3,000.00
Exc Award (06/30/2023)																	
10338	LAKE GENEVA	03/30/1937	Active	74	4	1	3	4.23%	71	4	4			P,S,T,M,VP SC	24+		\$2,000.00
10339	LAKE MILLS	02/17/1970	Active(1)	12	0	0	0	0.00%	12		21		3	P,S,T,M,VP SC	24+		
45772	MILWAUKEE BAY VIEW	02/10/1986	Active	16	3	2	1	6.67%	15	24	0			P,S,T,M,VP SC	7		\$600.00
133199	Milwaukee Greater	11/21/2017	Active(1)	8	0	1	-1	-11.11%	9	3	0		5	P,S,T,M,VP SC	19		
10342	MUKWONAGO	12/04/1960	Active	39	6	5	1	2.63%	38	17	0			P,S,T,M,VP SC	12		\$1,020.00
Exc Award (06/30/2022)																	
10343	MUSKEGO	02/16/1950	Active	46	2	5	-3	-6.12%	49	6	3			P,S,T,M,VP SC	0		\$5,060.00
Exc Award (06/30/2016, 06/30/2017, 06/30/2018)																	
10344	NEW BERLIN	04/19/1950	Active	60	5	3	2	3.45%	58	19	0			P,S,T,M,VP SC	0		\$3,210.00
Exc Award (06/30/2016, 06/30/2017)																	
10345	NORTH PRAIRIE	05/26/1950	Active	20	3	3	0	0.00%	20	9	0			P,S,T,M,VP SC	14		
10346	OAK CREEK	06/10/1958	Active	159	27	26	1	0.63%	158	11	0			P,S,T,M,VP SC	1		\$30,390.79
Exc Award (06/30/2016, 06/30/2017, 06/30/2018)																	
56797	PADDOCK LAKE	04/13/1995	Active	23	2	5	-3	-11.54%	26	7	3		6	P,S,T,M,VP SC	8		\$800.00
Exc Award (06/30/2016, 06/30/2018, 06/30/2020)																	
40862	PALMYRA	02/22/1982	Active	29	2	0	2	7.41%	27		1			P,S,T,M,VP SC	14		\$1,650.00
10347	PROSPECT	02/10/1950	Active	35	2	8	-6	-14.63%	41	6	0			P,S,T,M,VP SC	0		\$1,505.00



# Club Health Assessment for District 27 A1 through June 2025

			Status	Membership							Reports					Finance		LCIF
Club Number	Club Name	Charter Date		Current Member Count	YTD Members Added	YTD Members Dropped	YTD Net Growth	YTD Net Growth%	Member Count 12 Months Ago	Avg. length of service for dropped members	Months Since Last MMR ***	Yrs. Since Last Officer Report	President Rotation	Vice President Reported ****	Months Since Last Activity Report ***	Account Balance	Donations for current Fiscal Year	
			Number of times on status quo within last two years	If below 15 members appears				If net loss is greater than 20% appears			If no report in 3 months appears in	When more than one year appears in	Number of repeat terms	Notes the officers that do not have an active	If no report at 12 months appears in red			
10348	RACINE	11/25/1929	Active	15	2	3	-1	-6.25%	16	42	1		8	P,S,T,M,VP SC	15			
39525	SHARON	03/18/1981	Active	27	0	3	-3	-10.00%	30	19	0			P,S,T,M,VP SC	12		\$1,040.00	
	Exc Award (06/30/2018, 06/30/2022, 06/30/20)																	
10350	SOUTH MILWAUKEE	09/13/1937	Active	58	3	10	-7	-10.77%	65	12	0			P,S,T,M,VP SC	0		\$4,150.00	
	Exc Award (06/30/2016, 06/30/2018, 06/30/20)																	
10349	ST FRANCIS	04/14/1970	Active	21	1	4	-3	-12.50%	24	17	1		2	P,S,T,M,VP SC	9			
10352	TICHIGAN LAKE L C	02/20/1969	Active	122	7	8	-1	-0.81%	123	10	2			P,S,T,M,VP SC	1			
	Exc Award (06/30/2016, 06/30/2017, 06/30/20)																	
10353	UNION GROVE	02/22/1949	Active	40	7	4	3	8.11%	37	16	0			P,S,T,M,VP SC	4		\$1,000.00	
10354	WALES GENESEE	03/06/1973	Active	29	3	7	-4	-12.12%	33	20	1			P,S,T,M,VP SC	13		\$374.20	
	Exc Award (06/30/2018)																	
10355	WATERFORD	11/06/1960	Active	76	17	1	16	26.67%	61	5	1			P,S,T,M,VP SC	12		\$1,172.00	
	Exc Award (06/30/2022)																	
10356	WAUKESHA	09/28/1937	Active	40	3	1	2	5.26%	38	1	0			P,S,T,M,VP SC	1		\$200.00	
10358	WEST ALLIS	01/14/1938	Active	19	0	6	-6	-24.00%	25	6	0			P,S,T,M,VP SC	3		\$35.00	
	Exc Award (06/30/2016)																	
31429	WEST ALLIS CENTRAL	12/08/1975	Active	8	0	3	-3	-27.27%	11	16	3		2	P,S,T,M,VP SC	14		\$100.00	
	Exc Award (06/30/2018, 06/30/2024)																	
10359	WEST MILWAUKEE	10/28/1937	Active	14	0	0	0	0.00%	14		1		13	P,S,T,M,VP SC	24+			
10361	WHITEWATER	02/17/1939	Active	29	3	3	0	0.00%	29	3	5		2	P,S,T,M,VP SC	3		\$500.00	
10362	WILLIAMS BAY	08/08/1946	Active	56	4	7	-3	-5.08%	59	7	2			P,S,T,M,VP SC	1		\$200.00	
	Exc Award (06/30/2016, 06/30/2022)																	
148184	Williams Bay Lioness	09/07/2021	Active	16	0	3	-3	-15.79%	19	2	1			P,S,T,M,VP SC	1		\$2,675.00	
10363	WIND LAKE	03/22/1966	Active	17	0	3	-3	-15.00%	20	39	0		6	P,S,T,M,VP SC	0		\$1,200.00	



## Club Health Assessment for District 27 A1 through June 2025

				Status		Membership							Reports					Finance		LCIF	
Club Number	Club Name	Charter Date																			
			</																		

\* - P - Priority Club. Cancellation Reasons: 1-Objectives/conduct, 2-Non-active club, 5-Non-existing club, 6-Disbanding, 7-Merger, 8-Financial Suspension, 9-District/Multiple District Dues.


\*\* - Abbreviation: P-President, S-Secretary, T-Treasurer, M-Member Chairperson, VP-First Vice President, MC-Communications Chairperson, SC-Service Chairperson

\*\*\* - Abbreviation: N/R - Never reported using the Lions Clubs website, N/A - Not applicable, No password registered for the Lions Clubs website.

\*\*\*\* - Abbreviation: N - New, IP - Immediate Past, R - Repeat.



# Club Health Assessment for District 27 A2 through June 2025

			Status	Membership							Reports					Finance	LCIF
Club Number	Club Name	Charter Date		Current Member Count	YTD Members Added	YTD Members Dropped	YTD Net Growth	YTD Net Growth%	Member Count 12 Months Ago	Avg. length of service for dropped members	Months Since Last MMR ***	Yrs. Since Last Officer Report	President Rotation	Vice President Reported ****	Months Since Last Activity Report ***	Account Balance	Donations for current Fiscal Year
			Number of times on status quo within last two years	If below 15 members appears				If net loss is greater than 20% appears			If no report in 3 months appears in	When more than one year appears in	Number of repeat terms	Notes the officers that do not have an active	If no report at 12 months appears in red		
Clubs more than two years old																	
40746	ALLENTON	01/08/1982	Active	50	6	0	6	13.64%	44		1			P,S,T,M,VP SC	1		\$1,350.00
36313	ASHIPPUN	12/21/1978	Active	29	2	5	-3	-9.38%	32	11	0			P,S,T,M,VP SC	1		
Exc Award (06/30/2023, 06/30/2024)																	
10365	BEAVER DAM	06/24/1953	Active	32	3	8	-5	-13.51%	37	19	0			P,S,T,M,VP SC	0		\$3,200.00
Exc Award (06/30/2022)																	
10366	BELGIUM	03/16/1953	Active	39	4	1	3	8.33%	36	6	2			P,S,T,M,VP SC	3		\$1,040.00
10369	BROWNSVILLE	04/13/1965	Active(1)	19	0	0	0	0.00%	19		14	1	None	P,S,T,M,VP SC	0		
10371	CEDARBURG	07/29/1946	Active	92	7	3	4	4.55%	88	16	1			P,S,T,M,VP SC	0		\$1,000.00
44717	CLYMAN	03/18/1985	Active	25	1	0	1	4.17%	24		1		7	P,S,T,M,VP SC	2		\$150.00
46819	COLUMBUS	01/31/1987	Active	28	2	6	-4	-12.50%	32	18	0			P,S,T,M,VP SC	2	90+ Days	\$370.00
Exc Award (06/30/2023, 06/30/2024)																	
10372	DELAFIELD SUMMIT	07/28/1954	Active	35	8	3	5	16.67%	30	4	1			P,S,T,M,VP SC	3		\$20.00
10374	FREDONIA	09/12/1973	Active	44	3	1	2	4.76%	42	51	1		None	P,S,T,M,VP SC	6		
137629	Glendale	04/22/2019	Active	10	0	0	0	0.00%	10		12		2	P,S,T,M,VP SC	1		\$10.00
10377	GRAFTON	06/24/1946	Active	98	17	11	6	6.52%	92	11	0			P,S,T,M,VP SC	0		\$5,640.00
Exc Award (06/30/2019, 06/30/2024)																	
10378	HARTFORD	01/27/1939	Active	70	9	5	4	6.06%	66	13	0		2	P,S,T,M,VP SC	0		\$1,000.00
43615	HORICON	03/05/1984	Active	17	1	1	0	0.00%	17	2	0			P,S,T,M,VP SC	0		\$600.00
10380	HUSTISFORD	07/12/1951	Active	24	3	1	2	9.09%	22	27	0		3	P,S,T,M,VP SC	6		\$1,000.00
10381	IRON RIDGE	03/08/1973	Active(1)	10	0	0	0	0.00%	10		13		14	P,S,T,M,VP SC	0		\$200.00
10382	JUNEAU	05/18/1939	Active	34	3	0	3	9.68%	31		0			P,S,T,M,VP SC	0		\$1,160.00
10383	KEWASKUM	05/20/1970	Active	15	0	0	0	0.00%	15		37		None	P,S,T,M,VP SC	17		
10387	LANNON FALLS	07/01/1946	Active	21	5	7	-2	-8.70%	23	4	0			P,S,T,M,VP SC	0		\$324.00
42174	LEBANON	01/31/1983	Active	21	0	0	0	0.00%	21		2		None	P,S,T,M,VP SC	6		\$1,500.00
10385	LOMIRA	09/26/1944	Active	42	0	6	-6	-12.50%	48	28	0			P,S,T,M,VP SC	5		\$1,500.00




# Club Health Assessment for District 27 A2 through June 2025

			Status		Membership							Reports					Finance		LCIF	
Club Number	Club Name	Charter Date			Current Member Count	YTD Members Added	YTD Members Dropped	YTD Net Growth	YTD Net Growth%	Member Count 12 Months Ago	Avg. length of service for dropped members	Months Since Last MMR ***	Yrs. Since Last Officer Report	President Rotation	Vice President Reported ****	Months Since Last Activity Report ***	Account Balance	Donations for current Fiscal Year		
			Number of times on status quo within last two years		If below 15 members appears				If net loss is greater than 20% appears			If no report in 3 months appears in	When more than one year appears in	Number of repeat terms	Notes the officers that do not have an active	If no report at 12 months appears in red				
10386	MAYVILLE	01/26/1954	Active		21	0	0	0	0.00%	21		5			P,S,T,M,VP SC	6		\$500.00		
154796	Milwaukee Suburban	06/20/2023	Active		25	3	2	1	4.17%	24	2	0		2	P,S,T,M,VP SC	0				
65346	NEOSHO-RUBICON	05/15/2002	Active		11	1	1	0	0.00%	11	4	2			P,S,T,M,VP SC	9				
45671	NEWBURG	01/31/1986	Active		10	1	1	0	0.00%	10	8	3		13	P,S,T,M,VP SC	0	90+ Days			
10392	OCONOMOWOC	10/26/1938	Active		32	2	1	1	3.23%	31	43	3			P,S,T,M,VP SC	1		\$140.00		
10393	OKAUCHEE	04/14/1950	Active		35	8	4	4	12.90%	31	11	0		3	P,S,T,M,VP SC	12		\$1,000.00		
Exc Award (06/30/2018, 06/30/2023)																				
10395	PORT WASHINGTON	01/20/1971	Active		59	3	6	-3	-4.84%	62	23	2			P,S,T,M,VP SC	5		\$597.72		
10396	RICHFIELD	01/16/1950	Active		56	6	6	0	0.00%	56	11	0		3	P,S,T,M,VP SC	0		\$1,000.00		
Exc Award (06/30/2024)																				
60177	SAUKVILLE	12/15/1997	Active		20	2	0	2	11.11%	18		9			P,S,T,M,VP SC	9				
10379	STONE BANK	11/18/1931	Active		9	1	1	0	0.00%	9	3	5		3	P,S,T,M,VP SC	6				
10398	SUSSEX	02/02/1939	Active		64	7	6	1	1.59%	63	15	0		2	P,S,T,M,VP SC	3				
32003	THERESA	04/12/1976	Active		35	0	0	0	0.00%	35		9			P,S,T,M,VP SC	6		\$2,000.00		
10399	THIENSVILLE MEQUON	04/13/1950	Active		48	7	3	4	9.09%	44	13	1			P,S,T,M,VP SC	0		\$1,400.00		
10401	WATERTOWN	03/28/1930	Active		40	1	9	-8	-16.67%	48	27	0		None	P,S,T,M,VP SC	11		\$2,030.00		
10402	WAUPUN	11/28/1962	Active		24	2	1	1	4.35%	23	11	0			P,S,T,M,VP SC	7		\$2,040.00		
10403	WAUWATOSA	04/05/1938	Active		15	1	7	-6	-28.57%	21	23	8			P,S,T,M,VP SC	5				
10405	WEST BEND	07/19/1960	Active		25	1	0	1	4.17%	24		12		6	P,S,T,M,VP SC	4		\$1,100.00		
78437	WEST BEND LIONESS	03/05/2004	Cancelled(6*)		0	0	0	0	0.00%	0		12	1	None	P,S,T,M,VP SC	15				
Exc Award (06/30/2023)																				
Current Total Clubs Count	YTD New Clubs Count	YTD Cancelled Clubs Count	YTD Net Club Gain	Current Total Members Count	YTD Add	YTD Drop	YTD Net Growth	YTD Net Growth %	Member Count 12 Months Ago	Average Member Count Per Club	% of Clubs with less than 20 members	% No MMR in 3 Months	% No Officer Report in 12 Months	% of Clubs with balance 90+ days	Number of Clubs in Status Quo	% Status Quo Clubs in Financial Suspension	Number of Cancelled Clubs	Average Cancelled Club Age	Members Lost Due to Cancellation	% of Clubs Cancelled for Non-Financial Reasons
38	0	1	-1	1,284	120	106	14	1.10%	1,270	34	24%	32%	3%	5%	0	0%	1	21	0	100%



Club Health Assessment for District 27 A2 through June 2025

			Status	Membership							Reports					Finance	LCIF
Club Number	Club Name	Charter Date		Current Member Count	YTD Members Added	YTD Members Dropped	YTD Net Growth	YTD Net Growth%	Member Count 12 Months Ago	Avg. length of service for dropped members	Months Since Last MMR ***	Yrs. Since Last Officer Report	President Rotation	Vice President Reported ****	Months Since Last Activity Report ***	Account Balance	Donations for current Fiscal Year
			Number of times on status quo within last two years	If below 15 members appears				If net loss is greater than 20% appears			If no report in 3 months appears in	When more than one year appears in	Number of repeat terms	Notes the officers that do not have an active	If no report at 12 months appears in red		

\* - P - Priority Club. Cancellation Reasons: 1-Objectives/conduct, 2-Non-active club, 5-Non-existing club, 6-Disbanding, 7-Merger, 8-Financial Suspension, 9-District/Multiple District Dues.  
\*\* - Abbreviation: P-President, S-Secretary, T-Treasurer, M-Member Chairperson, VP-First Vice President, MC-Communications Chairperson, SC-Service Chairperson  
\*\*\* - Abbreviation: N/R - Never reported using the Lions Clubs website, N/A - Not applicable, No password registered for the Lions Clubs website.  
\*\*\*\* - Abbreviation: N - New, IP - Immediate Past, R - Repeat.



# Club Health Assessment for District 27 B1 through June 2025

			Status	Membership							Reports					Finance		LCIF
Club Number	Club Name	Charter Date		Current Member Count	YTD Members Added	YTD Members Dropped	YTD Net Growth	YTD Net Growth%	Member Count 12 Months Ago	Avg. length of service for dropped members	Months Since Last MMR ***	Yrs. Since Last Officer Report	President Rotation	Vice President Reported ****	Months Since Last Activity Report ***	Account Balance	Donations for current Fiscal Year	
			Number of times on status quo within last two years	If below 15 members appears				If net loss is greater than 20% appears			If no report in 3 months appears in	When more than one year appears in	Number of repeat terms	Notes the officers that do not have an active	If no report at 12 months appears in red			
Clubs more than two years old																		
30502	ADELL	04/07/1975	Active	8	0	0	0	0.00%	8		16		4	P,S,T,M,VP SC	6		\$100.00	
Exc Award (06/30/2023)																		
36105	AMSTERDAM L C	10/03/1978	Active	10	0	0	0	0.00%	10		8		8	P,S,T,M,VP SC	1			
10407	APPLETON EVENING	12/03/1963	Active	8	0	0	0	0.00%	8		0			P,S,T,M,VP SC	0		\$1,000.00	
Exc Award (06/30/2023)																		
10406	APPLETON NOON	03/01/1922	Active	46	3	3	0	0.00%	46	3	1			P,S,T,M,VP SC	0		\$365.00	
Exc Award (06/30/2016, 06/30/2023)																		
10408	BERLIN	06/13/1940	Active	27	2	0	2	8.00%	25		2			P,S,T,M,VP SC	2			
65278	BRANDON	04/26/2002	Active	7	12	12	0	0.00%	7	4	5		2	P,S,T,M,VP SC	11			
Exc Award (06/30/2020, 06/30/2021)																		
10410	BRILLION	06/10/1929	Active	21	0	2	-2	-8.70%	23	1	0			P,S,T,M,VP SC	0		\$1,000.00	
Exc Award (06/30/2023)																		
31742	BUTTE DES MORTS	02/27/1976	Active	19	1	1	0	0.00%	19	28	1			P,S,T,M,VP SC	1			
10411	CAMPBELLSPORT	07/23/1931	Active	39	1	7	-6	-13.33%	45	5	2		2	P,S,T,M,VP SC	1	90+ Days		
32208	CASCADE	05/12/1976	Active	19	0	1	-1	-5.00%	20	8	0		5	P,S,T,M,VP SC	11		\$100.00	
10412	CHILTON	02/12/1973	Active	40	1	2	-1	-2.44%	41	29	4			P,S,T,M,VP SC	0		\$1,210.00	
Exc Award (06/30/2024)																		
10413	CLEVELAND	06/04/1963	Active	30	1	3	-2	-6.25%	32	12	6			P,S,T,M,VP SC	0		\$200.00	
Exc Award (06/30/2024)																		
10414	COLOMA	05/30/1972	Active	33	8	1	7	26.92%	26	12	0			P,S,T,M,VP SC	0		\$250.00	
31743	EDEN	02/24/1976	Active	30	2	15	-13	-30.23%	43	21	0			P,S,T,M,VP SC	0			
45322	ELDORADO	08/26/1985	Active	26	2	0	2	8.33%	24		1			P,S,T,M,VP SC	1		\$225.00	
10415	ELKHART LAKE	06/14/1971	Active	42	0	5	-5	-10.64%	47	25	2		3	P,S,T,M,VP SC	0		\$2,000.00	
10416	ENDEAVOR	10/26/1955	Active	19	2	5	-3	-13.64%	22	4	0		9	P,S,T,M,VP SC	0			
10417	Fairwater	01/06/1964	Active(1)	7	11	4	7	100.00%	0	8	0		None	P,S,T,M,VP SC	1		\$260.00	
Exc Award (06/30/2017)																		






# Club Health Assessment for District 27 B1 through June 2025

			Status	Membership							Reports					Finance		LCIF
Club Number	Club Name	Charter Date		Current Member Count	YTD Members Added	YTD Members Dropped	YTD Net Growth	YTD Net Growth%	Member Count 12 Months Ago	Avg. length of service for dropped members	Months Since Last MMR ***	Yrs. Since Last Officer Report	President Rotation	Vice President Reported ****	Months Since Last Activity Report ***	Account Balance	Donations for current Fiscal Year	
			Number of times on status quo within last two years	If below 15 members appears					If net loss is greater than 20% appears			If no report in 3 months appears in	When more than one year appears in	Number of repeat terms	Notes the officers that do not have an active	If no report at 12 months appears in red		
10419	FOND DU LAC EVENING	06/05/1973	Active	23	3	1	2	9.52%	21	52	0			P,S,T,M,VP SC	1		\$1,220.00	
10420	FRANCIS CREEK	08/15/1962	Active	25	7	1	6	31.58%	19	2	0			P,S,T,M,VP SC	0		\$410.00	
Exc Award (06/30/2023)																		
10422	HANCOCK	10/26/1970	Active	14	2	1	1	7.69%	13	15	1		2	P,S,T,M,VP SC	7			
10423	HILBERT	01/04/1974	Active	22	1	1	0	0.00%	22	3	1		5	P,S,T,M,VP SC	7			
Exc Award (06/30/2023)																		
10424	HOWARDS GROVE	06/27/1973	Active	16	5	1	4	33.33%	12	2	0			P,S,T,M,VP SC	2		\$210.00	
10425	KIEL	05/11/1966	Active	30	2	8	-6	-16.67%	36	9	0			P,S,T,M,VP SC	1		\$1,010.00	
Exc Award (06/30/2023)																		
10426	KINGSTON	02/07/1963	Active	26	0	2	-2	-7.14%	28	16	1		2	P,S,T,M,VP SC	2			
29208	LARSEN-WINCHESTER	04/30/1974	Active	71	13	4	9	14.52%	62	8	1			P,S,T,M,VP SC	1		\$4,600.00	
Exc Award (06/30/2023, 06/30/2024)																		
10428	MANITOWOC	01/10/1922	Active	30	3	3	0	0.00%	30	20	1			P,S,T,M,VP SC	1		\$260.00	
Exc Award (06/30/2021, 06/30/2023)																		
10429	MARIBEL	01/21/1965	Active	28	4	1	3	12.00%	25	28	3			P,S,T,M,VP SC	1			
10430	MARKESAN	08/23/1965	Active	9	1	6	-5	-35.71%	14	9	1			P,S,T,M,VP SC	3		\$100.00	
Exc Award (06/30/2018, 06/30/2019, 06/30/2020)																		
154429	Markesan Grand River	06/02/2023	Active(1)	11	19	31	-12	-52.17%	23	5	0			P,S,T,M,VP SC	0		\$290.00	
Exc Award (06/30/2023)																		
10432	MISHICOT	01/09/1946	Active	26	1	0	1	4.00%	25		10			P,S,T,M,VP SC	1		\$520.00	
Exc Award (06/30/2022, 06/30/2024)																		
10434	MONTELLO	12/03/1964	Active	19	4	4	0	0.00%	19	2	2			P,S,T,M,VP SC	2			
Exc Award (06/30/2023)																		
10435	NEENAH	03/23/1936	Active	10	2	3	-1	-9.09%	11	6	0			P,S,T,M,VP SC	2			
29107	NESHKORO	04/17/1974	Active	38	1	4	-3	-7.32%	41	19	0		2	P,S,T,M,VP SC	1		\$250.00	
10436	NEW HOLSTEIN	04/09/1970	Active	48	3	4	-1	-2.04%	49	7	2		2	P,S,T,M,VP SC	0		\$840.00	
31249	NEWTON	10/23/1975	Active	14	1	1	0	0.00%	14	26	1		2	P,S,T,M,VP SC	0		\$100.00	
Exc Award (06/30/2023)																		



# Club Health Assessment for District 27 B1 through June 2025

			Status	Membership							Reports					Finance		LCIF
Club Number	Club Name	Charter Date		Current Member Count	YTD Members Added	YTD Members Dropped	YTD Net Growth	YTD Net Growth%	Member Count 12 Months Ago	Avg. length of service for dropped members	Months Since Last MMR ***	Yrs. Since Last Officer Report	President Rotation	Vice President Reported ****	Months Since Last Activity Report ***	Account Balance	Donations for current Fiscal Year	
			Number of times on status quo within last two years	If below 15 members appears				If net loss is greater than 20% appears			If no report in 3 months appears in	When more than one year appears in	Number of repeat terms	Notes the officers that do not have an active	If no report at 12 months appears in red			
10437	OAKFIELD	12/06/1966	Active	31	0	0	0	0.00%	31		15			P,S,T,M,VP SC	1			
10545	OXFORD	06/13/1955	Active	40	2	4	-2	-4.76%	42	6	1		None	P,S,T,M,VP SC	1			
39867	PICKETT	05/13/1981	Active	30	2	3	-1	-3.23%	31	7	1			P,S,T,M,VP SC	1			
	Exc Award (06/30/2023)																	
10440	PLAINFIELD	02/25/1957	Active	15	0	1	-1	-6.25%	16	20	0			P,S,T,M,VP SC	1		\$1,000.00	
10441	PLYMOUTH	04/02/1964	Active	63	1	6	-5	-7.35%	68	15	0			P,S,T,M,VP SC	0		\$2,000.00	
	Exc Award (06/30/2023)																	
118172	POY SIPPI	10/30/2012	Active	12	0	4	-4	-25.00%	16	5	6			P,S,T,M,VP SC	2			
10443	PRINCETON	11/22/1949	Active	23	2	2	0	0.00%	23	14	5			P,S,T,M,VP SC	0		\$350.00	
10444	RANDOM LAKE	12/12/1951	Active	16	0	6	-6	-27.27%	22	10	3		5	P,S,T,M,VP SC	3			
10445	RED GRANITE	07/12/1955	Active	5	2	6	-4	-44.44%	9	6	2		8	P,S,T,M,VP SC	2			
10446	REEDSVILLE	09/02/1938	Active	9	0	0	0	0.00%	9		0			P,S,T,M,VP SC	4			
10447	RIPON	12/07/1955	Active	16	3	0	3	23.08%	13		2		2	P,S,T,M,VP SC	3		\$350.00	
10448	ROSENDALE	01/15/1968	Active	34	1	4	-3	-8.11%	37	17	0		3	P,S,T,M,VP SC	0		\$835.00	
10450	SHEBOYGAN EVENING	01/30/1922	Active	18	4	2	2	12.50%	16	12	0			P,S,T,M,VP SC	0		\$1,500.00	
	Exc Award (06/30/2016, 06/30/2023)																	
10451	SHEBOYGAN FALLS	09/16/1952	Active	51	0	5	-5	-8.93%	56	11	0			P,S,T,M,VP SC	1		\$1,000.00	
	Exc Award (06/30/2023, 06/30/2024)																	
10452	SHEBOYGAN NOON	11/12/1968	Active	38	11	5	6	18.75%	32	13	0			P,S,T,M,VP SC	1		\$670.00	
	Exc Award (06/30/2022, 06/30/2023)																	
10453	SHERWOOD	04/17/1968	Active	56	3	1	2	3.70%	54	2	1			P,S,T,M,VP SC	0		\$1,000.00	
	Exc Award (06/30/2023)																	
10449	ST NAZIANZ	06/11/1952	Active	18	0	0	0	0.00%	18		1		2	P,S,T,M,VP SC	8		\$250.00	
32926	ST PETER	11/04/1976	Active	62	2	3	-1	-1.59%	63	28	1			P,S,T,M,VP SC	0		\$1,100.00	
	Exc Award (06/30/2023)																	
29108	STOCKBRIDGE	04/03/1974	Active	39	6	4	2	5.41%	37	18	0			P,S,T,M,VP SC	2		\$2,560.00	
	Exc Award (06/30/2023)																	



# Club Health Assessment for District 27 B1 through June 2025

			Status		Membership							Reports					Finance		LCIF	
Club Number	Club Name	Charter Date			Current Member Count	YTD Members Added	YTD Members Dropped	YTD Net Growth	YTD Net Growth%	Member Count 12 Months Ago	Avg. length of service for dropped members	Months Since Last MMR ***	Yrs. Since Last Officer Report	President Rotation	Vice President Reported ****	Months Since Last Activity Report ***	Account Balance	Donations for current Fiscal Year		
			Number of times on status quo within last two years		If below 15 members appears				If net loss is greater than 20% appears			If no report in 3 months appears in	When more than one year appears in	Number of repeat terms		Notes the officers that do not have an active	If no report at 12 months appears in red			
67478	TOWN OF SHEBOYGAN	03/18/2003	Active		32	0	2	-2	-5.88%	34	17	1				P,S,T,M,VP SC	0		\$550.00	
Exc Award (06/30/2021, 06/30/2022, 06/30/2024)																				
10455	VALDERS	09/14/1938	Active		29	2	4	-2	-6.45%	31	12	0				P,S,T,M,VP SC	0		\$510.00	
Exc Award (06/30/2022, 06/30/2024)																				
33832	VAN DYNE	05/06/1977	Active		71	5	5	0	0.00%	71	7	0				P,S,T,M,VP SC	0		\$4,491.00	
Exc Award (06/30/2017, 06/30/2019, 06/30/2024)																				
45879	WALDO	03/24/1986	Active		16	2	0	2	14.29%	14		1		3		P,S,T,M,VP SC	1			
Exc Award (06/30/2023)																				
10457	WAYSIDE MORRISON	03/09/1951	Active		27	1	3	-2	-6.90%	29	9	2				P,S,T,M,VP SC	0			
Exc Award (06/30/2023)																				
10458	WESTFIELD	03/06/1969	Active		33	2	1	1	3.13%	32	2	2		2		P,S,T,M,VP SC	1		\$10.00	
Exc Award (06/30/2023, 06/30/2024)																				
10459	WHELEW	04/12/1965	Active		18	0	2	-2	-10.00%	20	27	1				P,S,T,M,VP SC	2		\$200.00	
Exc Award (06/30/2023)																				
10460	WILD ROSE	11/24/1952	Active		28	1	3	-2	-6.67%	30	4	1		3		P,S,T,M,VP SC	0		\$270.00	
10461	WINNEBAGO EAST SHORE	01/11/1961	Active		61	1	0	1	1.67%	60		2				P,S,T,M,VP SC	1		\$1,000.00	
Exc Award (06/30/2023)																				
Current Total Clubs Count	YTD New Clubs Count	YTD Cancelled Clubs Count	YTD Net Club Gain	Current Total Members Count	YTD Add	YTD Drop	YTD Net Growth	YTD Net Growth %	Member Count 12 Months Ago	Average Member Count Per Club	% of Clubs with less than 20 members	% No MMR in 3 Months	% No Officer Report in 12 Months	% of Clubs with balance 90+ days	Number of Clubs in Status Quo	% Status Quo Clubs in Financial Suspension	Number of Cancelled Clubs	Average Cancelled Club Age	Members Lost Due to Cancellation	% of Clubs Cancelled for Non-Financial Reasons
64	0	0	0	1,782	171	213	-42	-2.30%	1,824	28	39%	17%	0%	2%	0	0%	0	0	0	0%

\* - P - Priority Club. Cancellation Reasons: 1-Objectives/conduct, 2-Non-active club, 5-Non-existing club, 6-Disbanding, 7-Merger, 8-Financial Suspension, 9-District/Multiple District Dues.

\*\* - Abbreviation: P-President, S-Secretary, T-Treasurer, M-Member Chairperson, VP-First Vice President, MC-Communications Chairperson, SC-Service Chairperson

\*\*\* - Abbreviation: N/R - Never reported using the Lions Clubs website, N/A - Not applicable, No password registered for the Lions Clubs website.

\*\*\*\* - Abbreviation: N - New, IP - Immediate Past, R - Repeat.



# Club Health Assessment for District 27 B2 through June 2025

			Status	Membership						Reports					Finance		LCIF	
Club Number	Club Name	Charter Date		Current Member Count	YTD Members Added	YTD Members Dropped	YTD Net Growth	YTD Net Growth%	Member Count 12 Months Ago	Avg. length of service for dropped members	Months Since Last MMR ***	Yrs. Since Last Officer Report	President Rotation	Vice President Reported ****	Months Since Last Activity Report ***	Account Balance	Donations for current Fiscal Year	
			Number of times on status quo within last two years	If below 15 members appears					If net loss is greater than 20% appears			If no report in 3 months appears in	When more than one year appears in	Number of repeat terms	Notes the officers that do not have an active	If no report at 12 months red		
Clubs more than two years old																		
10462	ALGOMA	10/27/1952	Active	23	1	0	1	4.55%	22		2		2	P,S,T,M,VP SC	0		\$510.00	
Exc Award (06/30/2024)																		
126768	ALLOUEZ	02/23/2016	Active	14	2	0	2	16.67%	12		0			P,S,T,M,VP SC	0		\$790.00	
10463	ANTIGO	11/13/1948	Active	18	0	2	-2	-10.00%	20	21	6		3	P,S,T,M,VP SC	2			
30234	ASHWAUBENON	02/17/1975	Active	20	1	4	-3	-13.04%	23	18	0			P,S,T,M,VP SC	0		\$16,000.00	
10465	BEAR CREEK	03/06/1973	Active	69	3	5	-2	-2.82%	71	18	0			P,S,T,M,VP SC	0		\$1,280.00	
56505	BELLEVUE	02/03/1995	Active	41	6	0	6	17.14%	35		1			P,S,T,M,VP SC	1		\$2,000.00	
Exc Award (06/30/2023)																		
10466	BIRNAMWOOD	01/28/1931	Active	16	3	0	3	23.08%	13		1			P,S,T,M,VP SC	1	90+ Days		
10467	BLACK CREEK	12/13/1967	Cancelled(6*)	0	0	14	-14	-100.00%	14	12	0		None	P,S,T,M,VP SC	24+			
10468	BONDUEL	11/16/1950	Active	27	3	2	1	3.85%	26	5	0			P,S,T,M,VP SC	5			
10469	BRUSSELS	03/31/1960	Active	49	1	2	-1	-2.00%	50	6	2			P,S,T,M,VP SC	0		\$1,000.00	
Exc Award (06/30/2018, 06/30/2020, 06/30/2024)																		
46999	CAROLINE	03/02/1987	Active	48	0	2	-2	-4.00%	50	33	0		None	P,S,T,M,VP SC	1		\$500.00	
30503	CASCO	04/10/1975	Active	40	2	1	1	2.56%	39	9	2		None	P,S,T,M,VP SC	0			
10471	CLINTONVILLE	07/23/1924	Active	15	0	1	-1	-6.25%	16	19	0		3	P,S,T,M,VP SC	1			
10472	COLEMAN POUND	09/12/1951	Active	28	0	0	0	0.00%	28		3		None	P,S,T,M,VP SC	24+		\$1,000.00	
10473	CRANDON	02/18/1946	Active	7	0	2	-2	-22.22%	9	39	3		None	P,S,T,M,VP SC	24+		\$250.00	
10474	CRIVITZ	02/27/1951	Active	23	0	0	0	0.00%	23		3			P,S,T,M,VP SC	12		\$500.00	
10476	DE PERE	03/25/1969	Active	14	0	1	-1	-6.67%	15	32	1			P,S,T,M,VP SC	0		\$1,050.00	
10475	DENMARK	11/17/1955	Active	57	0	7	-7	-10.94%	64	30	1			P,S,T,M,VP SC	0		\$1,860.00	
Exc Award (06/30/2023)																		
10477	DYCKESVILLE	05/27/1970	Active	28	4	4	0	0.00%	28	5	2		3	P,S,T,M,VP SC	0		\$1,000.00	
10478	EGG HARBOR	10/25/1956	Active	10	0	1	-1	-9.09%	11	10	10		14	P,S,T,M,VP SC	19			
64477	EMBARRASS RIVER	06/30/2001	Active	14	2	0	2	16.67%	12		0			P,S,T,M,VP SC	0		\$100.00	



# Club Health Assessment for District 27 B2 through June 2025

Club Number	Club Name	Charter Date	Status	Membership							Reports					Finance	LCIF
				Current Member Count	YTD Members Added	YTD Members Dropped	YTD Net Growth	YTD Net Growth%	Member Count 12 Months Ago	Avg. length of service for dropped members	Months Since Last MMR ***	Yrs. Since Last Officer Report	President Rotation	Vice President Reported ****	Months Since Last Activity Report ***	Account Balance	Donations for current Fiscal Year
			Number of times on status quo within last two years	If below 15 members appears				If net loss is greater than 20% appears			If no report in 3 months appears in	When more than one year appears in	Number of repeat terms	Notes the officers that do not have an active	If no report at 12 months appears in red		
10480	FORESTVILLE MAPLEWOOD	03/26/1963	Active	20	0	3	-3	-13.04%	23	17	0		7	P,S,T,M,VP SC	0		\$1,000.00
	Exc Award (06/30/2022)																
57639	FOX RIVER	12/18/1995	Active	11	0	0	0	0.00%	11		4			P,S,T,M,VP SC	0		
32794	FREEDOM	10/14/1976	Active	60	2	8	-6	-9.09%	66	12	2			P,S,T,M,VP SC	18		
10481	GILLETT	02/09/1951	Active	17	1	1	0	0.00%	17	26	1		8	P,S,T,M,VP SC	12		\$300.00
47139	GOODMAN ARMSTRONG CREEK	04/01/1987	Active	27	3	0	3	12.50%	24		0		9	P,S,T,M,VP SC	6		\$100.00
34087	GRAND CHUTE L C	06/20/1977	Active	61	3	7	-4	-6.15%	65	7	0			P,S,T,M,VP SC	0		\$1,710.00
	Exc Award (06/30/2023, 06/30/2024)																
10486	GREENVILLE	09/17/1973	Active	87	5	5	0	0.00%	87	23	0			P,S,T,M,VP SC	0		\$2,000.00
	Exc Award (06/30/2024)																
145594	Greenville Lioness	06/11/2021	Active	53	5	8	-3	-5.36%	56	3	0		None	P,S,T,M,VP SC	0		\$1,000.00
	Exc Award (06/30/2022, 06/30/2023)																
10487	GRESHAM	03/11/1953	Active	24	2	4	-2	-7.69%	26	22	0			P,S,T,M,VP SC	5		\$1,200.00
133949	Heart of the Valley	04/24/2018	Active	19	3	1	2	11.76%	17	7	2		None	P,S,T,M,VP SC	1		
	Exc Award (06/30/2019)																
10488	HORTONVILLE	11/01/1963	Active	34	0	0	0	0.00%	34		2		None	P,S,T,M,VP SC	24+		
33310	HOWARD-SUAMICO L C	02/18/1977	Active	35	0	0	0	0.00%	35		8		2	P,S,T,M,VP SC	4		\$3,670.00
	Exc Award (06/30/2024)																
10489	HY LAND LAKES L C	11/19/1964	Active	9	0	0	0	0.00%	9		24			P,S,T,M,VP SC	3		\$100.00
10490	IOLA	11/30/1948	Active	48	4	9	-5	-9.43%	53	14	0			P,S,T,M,VP SC	0		
10491	KAUKAUNA	05/12/1936	Active	69	2	6	-4	-5.48%	73	23	0			P,S,T,M,VP SC	0		\$3,020.00
10492	KEWAUNEE	04/28/1953	Active	22	11	1	10	83.33%	12	3	1		2	P,S,T,M,VP SC	22		\$1,000.00
10493	LAONA	03/02/1951	Active	18	0	0	0	0.00%	18		7		3	P,S,T,M,VP SC	22		
10494	LENA	03/24/1971	Active	24	0	4	-4	-14.29%	28	14	4			P,S,T,M,VP SC	24+		
44825	LUXEMBURG	04/05/1985	Active	20	2	3	-1	-4.76%	21	13	0		4	P,S,T,M,VP SC	9		
10496	MANAWA	06/28/1929	Active	33	5	3	2	6.45%	31	27	0			P,S,T,M,VP SC	0		\$905.00
	Exc Award (06/30/2023)																



# Club Health Assessment for District 27 B2 through June 2025

			Status	Membership							Reports					Finance	LCIF
Club Number	Club Name	Charter Date		Current Member Count	YTD Members Added	YTD Members Dropped	YTD Net Growth	YTD Net Growth%	Member Count 12 Months Ago	Avg. length of service for dropped members	Months Since Last MMR ***	Yrs. Since Last Officer Report	President Rotation	Vice President Reported ****	Months Since Last Activity Report ***	Account Balance	Donations for current Fiscal Year
			Number of times on status quo within last two years	If below 15 members appears				If net loss is greater than 20% appears			If no report in 3 months appears in	When more than one year appears in	Number of repeat terms	Notes the officers that do not have an active	If no report at 12 months appears in red		
10497	MARINETTE	01/20/1930	Active	25	4	2	2	8.70%	23	6	1		2	P,S,T,M,VP SC	2		\$520.00
10498	MARION	04/10/1962	Active	31	5	3	2	6.90%	29	8	0		2	P,S,T,M,VP SC	6		\$1,000.00
10495	MC CASLIN L C	01/09/1973	Active	49	4	22	-18	-26.87%	67	8	0			P,S,T,M,VP SC	0		\$1,000.00
10499	MEDINA DALE READFIELD	08/16/1966	Active	19	0	0	0	0.00%	19		12		5	P,S,T,M,VP SC	24+		\$600.00
58322	MOUNTAIN CROOKED LAKE	05/24/1996	Active	39	6	7	-1	-2.50%	40	8	0		None	P,S,T,M,VP SC	0		\$250.00
10500	NEW LONDON	01/22/1924	Active	27	0	0	0	0.00%	27		12			P,S,T,M,VP SC	2		\$1,500.00
Exc Award (06/30/2024)																	
10501	NIAGARA	11/15/1966	Active	46	2	4	-2	-4.17%	48	2	0		3	P,S,T,M,VP SC	0		\$500.00
Exc Award (06/30/2019)																	
10502	OCONTO	06/07/1954	Active	15	2	3	-1	-6.25%	16	19	0		2	P,S,T,M,VP SC	2		\$1,000.00
43865	OCONTO FALLS	05/18/1984	Active	31	4	5	-1	-3.13%	32	14	0			P,S,T,M,VP SC	0		
145597	Oconto Falls Lioness	03/17/2021	Active	21	0	2	-2	-8.70%	23	1	2		2	P,S,T,M,VP SC	1		
46820	PEARSON-PICKEREL	01/27/1987	Active	23	7	7	0	0.00%	23	9	2		None	P,S,T,M,VP SC	5		\$200.00
10503	PESHTIGO	10/28/1937	Active	38	4	4	0	0.00%	38	34	0			P,S,T,M,VP SC	1		\$250.00
10504	PULASKI	09/26/1967	Active	19	0	9	-9	-32.14%	28	15	1			P,S,T,M,VP SC	2		\$1,000.00
10505	SEYMOUR	03/19/1963	Active	53	2	4	-2	-3.64%	55	18	10			P,S,T,M,VP SC	5		
10507	SHAWANO LAKE	04/14/1964	Active	22	6	4	2	10.00%	20	8	2		2	P,S,T,M,VP SC	3		\$550.00
10508	SHIOCTON	05/16/1966	Active	28	10	1	9	47.37%	19	5	2			P,S,T,M,VP SC	0		\$560.00
10509	SISTER BAY	05/14/1952	Active	53	3	3	0	0.00%	53	22	0			P,S,T,M,VP SC	0		\$1,000.00
10510	STURGEON BAY	05/17/1929	Active	42	5	4	1	2.44%	41	12	1			P,S,T,M,VP SC	0		\$1,100.00
Exc Award (06/30/2023)																	
28224	SURING	03/28/1974	Active	16	1	3	-2	-11.11%	18	23	2		10	P,S,T,M,VP SC	1		
10511	TIGERTON	08/17/1948	Active	18	1	1	0	0.00%	18	2	1			P,S,T,M,VP SC	6		\$550.00
10512	WABENO	12/07/1928	Active	56	2	8	-6	-9.68%	62	9	1			P,S,T,M,VP SC	6		\$200.00
10513	WASHINGTON ISLAND	01/29/1935	Active	58	3	1	2	3.57%	56	13	0			P,S,T,M,VP SC	0		
10514	WAUPACA	03/30/1925	Active	26	0	0	0	0.00%	26		2			P,S,T,M,VP SC	0		\$3,100.00



# Club Health Assessment for District 27 B2 through June 2025

			Status		Membership						Reports					Finance		LCIF		
Club Number	Club Name	Charter Date			Current Member Count	YTD Members Added	YTD Members Dropped	YTD Net Growth	YTD Net Growth%	Member Count 12 Months Ago	Avg. length of service for dropped members	Months Since Last MMR ***	Yrs. Since Last Officer Report	President Rotation	Vice President Reported ****	Months Since Last Activity Report ***	Account Balance	Donations for current Fiscal Year		
			Number of times on status quo within last two years		If below 15 members appears				If net loss is greater than 20% appears			If no report in 3 months appears in	When more than one year appears in	Number of repeat terms	Notes the officers that do not have an active	If no report at 12 months appears in red				
10515	WAUSAUKEE	09/04/1958	Active		23	0	2	-2	-8.00%	25	24	0		2	P,S,T,M,VP SC	16				
10516	WEYAUWEGA FREMONT	04/02/1928	Active		6	0	0	0	0.00%	6		28		None	P,S,T,M,VP SC	24+				
10518	WITTENBERG	01/24/1951	Active		15	3	2	1	7.14%	14	1	0			P,S,T,M,VP SC	0				
Current Total Clubs Count	YTD New Clubs Count	YTD Cancelled Clubs Count	YTD Net Club Gain	Current Total Members Count	YTD Add	YTD Drop	YTD Net Growth	YTD Net Growth %	Member Count 12 Months Ago	Average Member Count Per Club	% of Clubs with less than 20 members	% No MMR in 3 Months	% No Officer Report in 12 Months	% of Clubs with balance 90+ days	Number of Clubs in Status Quo	% Status Quo Clubs in Financial Suspension	Number of Cancelled Clubs	Average Cancelled Club Age	Members Lost Due to Cancellation	% of Clubs Cancelled for Non-Financial Reasons
66	0	1	-1	2,051	150	212	-62	-2.93%	2,113	31	30%	21%	0%	2%	0	0%	1	58	14	100%

\* - P - Priority Club. Cancellation Reasons: 1-Objectives/conduct, 2-Non-active club, 5-Non-existing club, 6-Disbanding, 7-Merger, 8-Financial Suspension, 9-District/Multiple District Dues.

\*\* - Abbreviation: P-President, S-Secretary, T-Treasurer, M-Member Chairperson, VP-First Vice President, MC-Communications Chairperson, SC-Service Chairperson

\*\*\* - Abbreviation: N/R - Never reported using the Lions Clubs website, N/A - Not applicable, No password registered for the Lions Clubs website.

\*\*\*\* - Abbreviation: N - New, IP - Immediate Past, R - Repeat.





# Club Health Assessment for District 27 C1 through June 2025

			Status	Membership							Reports					Finance	LCIF
Club Number	Club Name	Charter Date		Current Member Count	YTD Members Added	YTD Members Dropped	YTD Net Growth	YTD Net Growth%	Member Count 12 Months Ago	Avg. length of service for dropped members	Months Since Last MMR ***	Yrs. Since Last Officer Report	President Rotation	Vice President Reported ****	Months Since Last Activity Report ***	Account Balance	Donations for current Fiscal Year
			Number of times on status quo within last two years	If below 15 members appears				If net loss is greater than 20% appears			If no report in 3 months appears in	When more than one year appears in	Number of repeat terms	Notes the officers that do not have an active	If no report at 12 months appears in red		
Clubs more than two years old																	
10520	ABBOTSFORD	05/01/1968	Active	32	0	6	-6	-15.79%	38	32	1		2	P,S,T,M,VP SC	2		\$200.00
10522	ALMOND	01/30/1951	Active	27	0	0	0	0.00%	27		14		4	P,S,T,M,VP SC	24+		
31333	ARNOTT	11/17/1975	Active	36	6	0	6	20.00%	30		4		None	P,S,T,M,VP SC	24+		
10524	ARPIN	03/06/1973	Active	13	0	0	0	0.00%	13		19		5	P,S,T,M,VP SC	24+		
132563	Athens	09/19/2017	Active	26	6	7	-1	-3.70%	27	2	0		2	P,S,T,M,VP SC	24+		
10526	AUBURNDALE	05/15/1967	Active	23	1	7	-6	-20.69%	29	30	0			P,S,T,M,VP SC	24+		
41324	BANCROFT	05/04/1982	Active	32	3	3	0	0.00%	32	10	0		3	P,S,T,M,VP SC	0		\$50.00
45360	BERLIN-HAMBURG TOWNSHIP & AREA	09/23/1985	Active	26	0	5	-5	-16.13%	31	19	0			P,S,T,M,VP SC	3		\$250.00
43078	BEVENT	10/26/1983	Active	29	0	4	-4	-12.12%	33	12	2			P,S,T,M,VP SC	3		
33311	CASTLE ROCK L C	02/03/1977	Active	44	0	0	0	0.00%	44		0			P,S,T,M,VP SC	1		\$60.00
10529	COLBY	01/22/1963	Active	36	2	2	0	0.00%	36	26	2		2	P,S,T,M,VP SC	24+		\$50.00
39012	CURTISS	10/31/1980	Active	22	1	3	-2	-8.33%	24	22	2			P,S,T,M,VP SC	0		
Exc Award (06/30/2018)																	
10527	DORCHESTER	06/14/1956	Active	25	5	0	5	25.00%	20		1			P,S,T,M,VP SC	0		
44008	EASTON HEWITT WAUSAU	06/22/1984	Active	27	0	0	0	0.00%	27		11			P,S,T,M,VP SC	24+		\$250.00
45323	EASTON WHITE CREEK	08/08/1985	Active	43	2	2	0	0.00%	43	23	0		3	P,S,T,M,VP SC	24+		
10530	EDGAR	12/12/1950	Active	49	4	4	0	0.00%	49	18	0			P,S,T,M,VP SC	18		
41163	FENWOOD	04/26/1982	Active	36	0	1	-1	-2.70%	37	17	11		2	P,S,T,M,VP SC	24+		
10532	GRAND RAPIDS	04/09/1973	Active	54	8	6	2	3.85%	52	6	1		3	P,S,T,M,VP SC	1		\$100.00
10533	GREENWOOD	11/09/1971	Active	12	0	0	0	0.00%	12		15			P,S,T,M,VP SC	24+		
10535	JUNCTION CITY	10/19/1966	Active	23	0	1	-1	-4.17%	24	55	0		7	P,S,T,M,VP SC	14		\$100.00
52014	KRONENWETTER	09/19/1991	Active	14	0	7	-7	-33.33%	21	5	0		5	P,S,T,M,VP SC	10		\$370.00
Exc Award (06/30/2021)																	
39036	LAKE DUBAY L C	11/17/1980	Active	61	8	1	7	12.96%	54	2	0		2	P,S,T,M,VP SC	0		\$1,000.00
Exc Award (06/30/2023)																	






# Club Health Assessment for District 27 C1 through June 2025

			Status	Membership							Reports					Finance	LCIF
Club Number	Club Name	Charter Date		Current Member Count	YTD Members Added	YTD Members Dropped	YTD Net Growth	YTD Net Growth%	Member Count 12 Months Ago	Avg. length of service for dropped members	Months Since Last MMR ***	Yrs. Since Last Officer Report	President Rotation	Vice President Reported ****	Months Since Last Activity Report ***	Account Balance	Donations for current Fiscal Year
			Number of times on status quo within last two years	If below 15 members appears				If net loss is greater than 20% appears			If no report in 3 months appears in	When more than one year appears in	Number of repeat terms	Notes the officers that do not have an active	If no report at 12 months appears in red		
10536	LAKE MASON L C	02/09/1973	Active	12	1	1	0	0.00%	12	12	4		9	P,S,T,M,VP SC	2		\$100.00
10537	LOYAL	10/15/1968	Active	20	0	5	-5	-20.00%	25	13	0			P,S,T,M,VP SC	0		\$250.00
10538	MAINE	06/30/1958	Active	39	5	2	3	8.33%	36	16	0		2	P,S,T,M,VP SC	0		\$300.00
10539	MARATHON	10/06/1965	Active	15	0	3	-3	-16.67%	18	6	1		16	P,S,T,M,VP SC	24+		
10540	MARSHFIELD	02/26/1931	Active	24	0	1	-1	-4.00%	25	1	0			P,S,T,M,VP SC	0		\$500.00
10543	NEILLSVILLE	09/22/1964	Active	21	1	2	-1	-4.55%	22	5	0			P,S,T,M,VP SC	24+		
10544	NEKOOSA	03/06/1951	Active	21	3	3	0	0.00%	21	3	1			P,S,T,M,VP SC	0		\$250.00
10567	OWEN-WITHEE	08/04/1954	Active	30	3	2	1	3.45%	29	16	0			P,S,T,M,VP SC	1		\$1,000.00
10546	PITTSVILLE	06/08/1955	Active	45	7	4	3	7.14%	42	33	0			P,S,T,M,VP SC	24+		
Exc Award (06/30/2023)																	
10547	PLOVER WHITING L C	11/04/1965	Active(1)	5	0	0	0	0.00%	5		13		5	P,S,T,M,VP SC	21		
10548	PORT EDWARDS	05/19/1965	Active	26	1	0	1	4.00%	25		0		10	P,S,T,M,VP SC	3		
43344	RIB FALLS	01/19/1984	Active	20	0	0	0	0.00%	20		0			P,S,T,M,VP SC	24+		
10549	RIB MOUNTAIN	10/08/1970	Active	31	1	7	-6	-16.22%	37	13	0		2	P,S,T,M,VP SC	6		\$500.00
10550	ROCHE A CRI L C	04/11/1972	Active	40	0	7	-7	-14.89%	47	4	3			P,S,T,M,VP SC	1		\$930.00
10551	ROSHOLT	03/20/1946	Active	20	1	1	0	0.00%	20	14	6		2	P,S,T,M,VP SC	24+		\$30.00
10553	ROZELLVILLE	06/08/1973	Active	25	0	0	0	0.00%	25		23		2	P,S,T,M,VP SC	24+		
10554	RUDOLPH	04/27/1970	Active	11	0	1	-1	-8.33%	12	41	9		22	P,S,T,M,VP SC	2		\$1,000.00
10555	SCHOFIELD	10/13/1950	Active	6	2	2	0	0.00%	6	18	5			P,S,T,M,VP SC	15		
10556	SPENCER	02/06/1941	Active	21	3	0	3	16.67%	18		5		3	P,S,T,M,VP SC	6		
10559	STEVENS POINT EVENING	09/19/1969	Active	24	0	2	-2	-7.69%	26	1	1		6	P,S,T,M,VP SC	24+		
10558	STEVENS POINT NOON	03/05/1926	Active	17	1	1	0	0.00%	17	0	0		3	P,S,T,M,VP SC	1		\$765.00
34828	STEVENS POINT WISCONSIN RIVER	12/19/1977	Active	18	1	1	0	0.00%	18	16	1			P,S,T,M,VP SC	24+		
10560	STRATFORD	09/20/1939	Active	18	0	0	0	0.00%	18		14		18	P,S,T,M,VP SC	1		
10561	THORP	07/09/1931	Active	36	3	1	2	5.88%	34	14	1		2	P,S,T,M,VP SC	0		



## Club Health Assessment for District 27 C1 through June 2025

				Status		Membership						Reports					Finance		LCIF	
Club Number	Club Name	Charter Date			Current Member Count	YTD Members Added	YTD Members Dropped	YTD Net Growth	YTD Net Growth%	Member Count 12 Months Ago	Avg. length of service for dropped members	Months Since Last MMR ***	Yrs. Since Last Officer Report	President Rotation	Vice President Reported ****	Months Since Last Activity Report ***	Account Balance	Donations for current Fiscal Year		
			Number of times on status quo within last two years		If below 15 members appears				If net loss is greater than 20% appears			If no report in 3 months appears in	When more than one year appears in	Number of repeat terms	Notes the officers that do not have an active	If no report at 12 months appears in red				
10523	TOMORROW RIVER	10/28/1948	Active		36	3	2	1	2.86%	35	47	0		2	P,S,T,M,VP SC	24+				
10562	TOWN OF TEXAS	02/10/1959	Active		31	0	1	-1	-3.13%	32	44	4		3	P,S,T,M,VP SC	6		\$1,100.00		
10564	WAUSAU	04/19/1922	Active		5	0	2	-2	-28.57%	7	32	3			P,S,T,M,VP SC	3		\$50.00		
10566	WISCONSIN RAPIDS	03/25/1946	Active		18	0	3	-3	-14.29%	21	7	1		2	P,S,T,M,VP SC	0		\$1,500.00		
Exc Award (06/30/2017)																				
146222	Wisconsin Rapids Lioness	05/28/2021	Active		13	0	0	0	0.00%	13		12		5	P,S,T,M,VP SC	0				
Current Total Clubs Count	YTD New Clubs Count	YTD Cancelled Clubs Count	YTD Net Club Gain	Current Total Members Count	YTD Add	YTD Drop	YTD Net Growth	YTD Net Growth %	Member Count 12 Months Ago	Average Member Count Per Club	% of Clubs with less than 20 members	% No MMR in 3 Months	% No Officer Report in 12 Months	% of Clubs with balance 90+ days	Number of Clubs in Status Quo	% Status Quo Clubs in Financial Suspension	Number of Cancelled Clubs	Average Cancelled Club Age	Members Lost Due to Cancellation	% of Clubs Cancelled for Non-Financial Reasons
51	0	0	0	1,338	82	113	-31	-2.26%	1,369	26	27%	35%	0%	0%	0	0%	0	0	0	0%

\* - P - Priority Club. Cancellation Reasons: 1-Objectives/conduct, 2-Non-active club, 5-Non-existing club, 6-Disbanding, 7-Merger, 8-Financial Suspension, 9-District/Multiple District Dues.

\*\* - Abbreviation: P-President, S-Secretary, T-Treasurer, M-Member Chairperson, VP-First Vice President, MC-Communications Chairperson, SC-Service Chairperson

\*\*\* - Abbreviation: N/R - Never reported using the Lions Clubs website, N/A - Not applicable, No password registered for the Lions Clubs website.

\*\*\*\* - Abbreviation: N - New, IP - Immediate Past, R - Repeat.



# Club Health Assessment for District 27 C2 through June 2025

			Status	Membership						Reports					Finance		LCIF
Club Number	Club Name	Charter Date		Current Member Count	YTD Members Added	YTD Members Dropped	YTD Net Growth	YTD Net Growth%	Member Count 12 Months Ago	Avg. length of service for dropped members	Months Since Last MMR ***	Yrs. Since Last Officer Report	President Rotation	Vice President Reported ****	Months Since Last Activity Report ***	Account Balance	Donations for current Fiscal Year
			Number of times on status quo within last two years	If below 15 members appears				If net loss is greater than 20% appears			If no report in 3 months appears in	When more than one year appears in	Number of repeat terms	Notes the officers that do not have an active	If no report at 12 months appears in red		
Clubs more than two years old																	
44423	ASHLAND	12/26/1984	Active	19	0	0	0	0.00%	19		0		6	P,S,T,M,VP SC	10		\$200.00
Exc Award (06/30/2024)																	
10569	BOULDER JUNCTION	03/06/1972	Active	107	13	11	2	1.90%	105	13	0		2	P,S,T,M,VP SC	1		\$6,090.00
Exc Award (06/30/2018, 06/30/2023)																	
10570	BUTTERNUT	08/26/1958	Active	9	0	0	0	0.00%	9		16	1	None	P,S,T,M,VP SC	N/R		
10571	CABLE & AREA	10/05/1965	Active	49	4	2	2	4.26%	47	5	0			P,S,T,M,VP SC	3		\$1,750.00
10572	CATAWBA KENNAN L C	04/13/1966	Active	14	0	1	-1	-6.67%	15	11	8		2	P,S,T,M,VP SC	12		\$890.00
10592	CONOVER	10/06/1949	Active	25	2	6	-4	-13.79%	29	16	0		7	P,S,T,M,VP SC	14		
10573	EAGLE RIVER	04/13/1949	Active	47	5	1	4	9.30%	43	28	1			P,S,T,M,VP SC	24+		
10575	FIFIELD	11/02/1965	Active	14	3	0	3	27.27%	11		6		2	P,S,T,M,VP SC	14		\$100.00
10576	GILMAN	05/29/1951	Active	23	4	5	-1	-4.17%	24	24	0			P,S,T,M,VP SC	7		
44826	GLEASON & AREA	04/05/1985	Active	38	5	15	-10	-20.83%	48	7	3		2	P,S,T,M,VP SC	1		\$505.00
Exc Award (06/30/2023)																	
10577	GLIDDEN	01/28/1954	Active	11	0	6	-6	-35.29%	17	14	0		4	P,S,T,M,VP SC	5		
10578	HAZELHURST	11/09/1966	Active	20	2	6	-4	-16.67%	24	27	0		3	P,S,T,M,VP SC	11		\$1,000.00
10579	HURLEY	09/24/1952	Active(2)	20	6	4	2	11.11%	18	6	1			P,S,T,M,VP SC	1		
10580	IRON RIVER	01/15/1963	Active	67	10	1	9	15.52%	58	18	2		2	P,S,T,M,VP SC	2		\$215.00
Exc Award (06/30/2023)																	
34515	JUMP RIVER	10/27/1977	Active	31	4	3	1	3.33%	30	26	1			P,S,T,M,VP SC	0		\$338.00
10582	LAKE TOMAHAWK	10/18/1967	Active	39	0	3	-3	-7.14%	42	14	2			P,S,T,M,VP SC	0		\$1,050.00
10584	MANITOWISH WATERS	02/25/1971	Active	75	7	10	-3	-3.85%	78	22	0		4	P,S,T,M,VP SC	14		\$1,750.00
10585	MEDFORD	01/31/1951	Active	34	4	6	-2	-5.56%	36	6	1			P,S,T,M,VP SC	13		\$800.00
Exc Award (06/30/2023)																	
10586	MELLEN	08/22/1950	Active	14	1	4	-3	-17.65%	17	7	0			P,S,T,M,VP SC	0		\$160.00
Exc Award (06/30/2022, 06/30/2023)																	
10587	MERCER	09/07/1950	Active	38	7	11	-4	-9.52%	42	4	0		2	P,S,T,M,VP SC	0		\$2,375.00




# Club Health Assessment for District 27 C2 through June 2025

			Status	Membership							Reports					Finance		LCIF
Club Number	Club Name	Charter Date		Current Member Count	YTD Members Added	YTD Members Dropped	YTD Net Growth	YTD Net Growth%	Member Count 12 Months Ago	Avg. length of service for dropped members	Months Since Last MMR ***	Yrs. Since Last Officer Report	President Rotation	Vice President Reported ****	Months Since Last Activity Report ***	Account Balance	Donations for current Fiscal Year	
			Number of times on status quo within last two years	If below 15 members appears				If net loss is greater than 20% appears			If no report in 3 months appears in	When more than one year appears in	Number of repeat terms	Notes the officers that do not have an active	If no report at 12 months appears in red			
Exc Award (06/30/2023, 06/30/2024)																		
10588	MERRILL	02/25/1927	Active	68	2	5	-3	-4.23%	71	15	0			P,S,T,M,VP SC	0		\$1,010.00	
10589	MINOCQUA	02/14/1946	Active	102	6	4	2	2.00%	100	15	3		2	P,S,T,M,VP SC	24+		\$500.00	
10591	PARK FALLS	10/19/1937	Active	38	2	2	0	0.00%	38	7	2			P,S,T,M,VP SC	14			
40420	PHELPS LAND O LAKES	10/19/1981	Active	18	2	2	0	0.00%	18	1	1		3	P,S,T,M,VP SC	14		\$760.00	
Exc Award (06/30/2024)																		
10593	PHILLIPS	04/11/1962	Active	27	0	4	-4	-12.90%	31	9	2			P,S,T,M,VP SC	1		\$100.00	
143602	Plum Lake Lions	11/23/2020	Active	46	5	5	0	0.00%	46	3	1		2	P,S,T,M,VP SC	1		\$250.00	
Exc Award (06/30/2024)																		
10594	PRENTICE	02/25/1959	Active	14	3	2	1	7.69%	13	30	0		None	P,S,T,M,VP SC	24+			
10595	PRESQUE ISLE	06/08/1973	Active	28	7	2	5	21.74%	23	0	0		3	P,S,T,M,VP SC	14		\$400.00	
10596	RHINELANDER	08/19/1940	Active	38	1	5	-4	-9.52%	42	24	0			P,S,T,M,VP SC	1		\$1,065.00	
10597	RIB LAKE	04/14/1966	Active	24	2	2	0	0.00%	24	3	3		None	P,S,T,M,VP SC	14		\$250.00	
10599	SAYNER STAR LAKE	09/19/1960	Active	27	1	0	1	3.85%	26		0			P,S,T,M,VP SC	9		\$1,820.00	
Exc Award (06/30/2023)																		
10600	SOUTH SHORE	09/11/1950	Active	32	4	1	3	10.34%	29	11	0			P,S,T,M,VP SC	0		\$1,070.00	
Exc Award (06/30/2023)																		
10598	ST GERMAIN	03/17/1952	Active	38	1	3	-2	-5.00%	40	11	0		None	P,S,T,M,VP SC	14		\$1,000.00	
143732	St Germain Northwoods	12/02/2020	Active	25	5	2	3	13.64%	22	3	1			P,S,T,M,VP SC	0		\$3,050.00	
10601	SUGAR CAMP	02/21/1967	Active	18	2	1	1	5.88%	17	0	0		13	P,S,T,M,VP SC	24+		\$420.00	
10602	THREE LAKES	03/18/1952	Active	36	2	8	-6	-14.29%	42	11	0			P,S,T,M,VP SC	4		\$1,036.00	
Exc Award (06/30/2018, 06/30/2024)																		
10603	TOMAHAWK	01/29/1946	Active	37	3	3	0	0.00%	37	2	8			P,S,T,M,VP SC	9		\$95.00	
10605	WASHBURN	10/23/1939	Active	24	1	0	1	4.35%	23		8		2	P,S,T,M,VP SC	2		\$1,300.00	
Exc Award (06/30/2024)																		
34001	WHITTLESEY	06/03/1977	Active	53	0	3	-3	-5.36%	56	24	6			P,S,T,M,VP SC	1		\$790.00	
Exc Award (06/30/2023, 06/30/2024)																		



## Club Health Assessment for District 27 C2 through June 2025

				Status		Membership							Reports				Finance		LCIF	
Club Number	Club Name	Charter Date			Current Member Count	YTD Members Added	YTD Members Dropped	YTD Net Growth	YTD Net Growth%	Member Count 12 Months Ago	Avg. length of service for dropped members	Months Since Last MMR ***	Yrs. Since Last Officer Report	President Rotation	Vice President Reported ****	Months Since Last Activity Report ***	Account Balance	Donations for current Fiscal Year		
				Number of times on status quo within last two years	If below 15 members appears				If net loss is greater than 20% appears			If no report in 3 months appears in	When more than one year appears in	Number of repeat terms	Notes the officers that do not have an active	If no report at 12 months appears in red				
10606	WINCHESTER	10/20/1970		Active	37	8	8	0	0.00%	37	8	1		None	P,S,T,M,VP SC	14		\$605.00		
Current Total Clubs Count	YTD New Clubs Count	YTD Cancelled Clubs Count	YTD Net Club Gain	Current Total Members Count	YTD Add	YTD Drop	YTD Net Growth	YTD Net Growth %	Member Count 12 Months Ago	Average Member Count Per Club	% of Clubs with less than 20 members	% No MMR in 3 Months	% No Officer Report in 12 Months	% of Clubs with balance 90+ days	Number of Clubs in Status Quo	% Status Quo Clubs in Financial Suspension	Number of Cancelled Clubs	Average Cancelled Club Age	Members Lost Due to Cancellation	% of Clubs Cancelled for Non-Financial Reasons
40	0	0	0	1,424	134	157	-23	-1.59%	1,447	36	23%	23%	3%	0%	0	0%	0	0	0	0%

\* - P - Priority Club. Cancellation Reasons: 1-Objectives/conduct, 2-Non-active club, 5-Non-existing club, 6-Disbanding, 7-Merger, 8-Financial Suspension, 9-District/Multiple District Dues.

\*\* - Abbreviation: P-President, S-Secretary, T-Treasurer, M-Member Chairperson, VP-First Vice President, MC-Communications Chairperson, SC-Service Chairperson

\*\*\* - Abbreviation: N/R - Never reported using the Lions Clubs website, N/A - Not applicable, No password registered for the Lions Clubs website.

\*\*\*\* - Abbreviation: N - New, IP - Immediate Past, R - Repeat.



# Club Health Assessment for District 27 D1 through June 2025

			Status	Membership							Reports					Finance	LCIF
Club Number	Club Name	Charter Date		Current Member Count	YTD Members Added	YTD Members Dropped	YTD Net Growth	YTD Net Growth%	Member Count 12 Months Ago	Avg. length of service for dropped members	Months Since Last MMR ***	Yrs. Since Last Officer Report	President Rotation	Vice President Reported ****	Months Since Last Activity Report ***	Account Balance	Donations for current Fiscal Year
			Number of times on status quo within last two years	If below 15 members appears				If net loss is greater than 20% appears			If no report in 3 months appears in	When more than one year appears in	Number of repeat terms	Notes the officers that do not have appears in an active	If no report at 12 months red		
Clubs more than two years old																	
10607	ALBANY	02/08/1968	Active	62	0	6	-6	-8.82%	68	8	0		2	P,S,T,M,VP SC	3		\$1,020.00
Exc Award (06/30/2016, 06/30/2018)																	
10609	ARGYLE	08/26/1957	Active	21	0	0	0	0.00%	21		11		9	P,S,T,M,VP SC	15		
10608	ARLINGTON	06/08/1973	Active	23	6	2	4	21.05%	19	38	0		3	P,S,T,M,VP SC	1		
10611	BELMONT	02/09/1955	Active	32	0	0	0	0.00%	32		14		2	P,S,T,M,VP SC	24+		\$500.00
Exc Award (06/30/2016)																	
31019	BELOIT EVENING	06/30/1975	Active	80	1	8	-7	-8.05%	87	13	0		2	P,S,T,M,VP SC	1		\$1,100.00
Exc Award (06/30/2017, 06/30/2018)																	
54011	BOSCOBEL & AREA L C	01/26/1993	Active	16	0	1	-1	-5.88%	17	9	0		4	P,S,T,M,VP SC	1		\$250.00
Exc Award (06/30/2016, 06/30/2017, 06/30/20																	
10614	BRODHEAD	08/27/1957	Active	38	0	1	-1	-2.56%	39	1	8		None	P,S,T,M,VP SC	24+		\$1,000.00
Exc Award (06/30/2016)																	
29109	CASSVILLE	04/09/1974	Active	15	1	4	-3	-16.67%	18	12	5		2	P,S,T,M,VP SC	2		
10617	COBB	09/26/1951	Active	14	1	1	0	0.00%	14	7	0			P,S,T,M,VP SC	24+		\$145.00
Exc Award (06/30/2020)																	
29110	COTTAGE GROVE	04/10/1974	Active	55	4	1	3	5.77%	52	7	1		None	P,S,T,M,VP SC	0		\$1,500.00
Exc Award (06/30/2021)																	
36106	CROSS PLAINS	10/25/1978	Active	98	2	5	-3	-2.97%	101	16	5			P,S,T,M,VP SC	6		\$800.00
Exc Award (06/30/2019, 06/30/2020, 06/30/20																	
10619	CUBA CITY	05/24/1962	Active	72	3	5	-2	-2.70%	74	18	0		2	P,S,T,M,VP SC	6		\$1,050.00
Exc Award (06/30/2018, 06/30/2020, 06/30/20																	
146511	Cuba City Lioness	06/14/2021	Active	36	1	3	-2	-5.26%	38	2	3			P,S,T,M,VP SC	1		\$175.00
43144	DARLINGTON	11/02/1983	Active	21	5	1	4	23.53%	17	41	0			P,S,T,M,VP SC	0		\$300.00
Exc Award (06/30/2018)																	
10621	DE FOREST WINDSOR	05/31/1956	Active	33	0	8	-8	-19.51%	41	7	0		2	P,S,T,M,VP SC	0		\$770.00
Exc Award (06/30/2017, 06/30/2024)																	
10620	DEERFIELD	06/02/1942	Active	54	6	2	4	8.00%	50	14	0		3	P,S,T,M,VP SC	0		\$1,250.00



# Club Health Assessment for District 27 D1 through June 2025

			Status	Membership							Reports					Finance		LCIF
Club Number	Club Name	Charter Date		Current Member Count	YTD Members Added	YTD Members Dropped	YTD Net Growth	YTD Net Growth%	Member Count 12 Months Ago	Avg. length of service for dropped members	Months Since Last MMR ***	Yrs. Since Last Officer Report	President Rotation	Vice President Reported ****	Months Since Last Activity Report ***	Account Balance	Donations for current Fiscal Year	
			Number of times on status quo within last two years	If below 15 members appears				If net loss is greater than 20% appears			If no report in 3 months appears in	When more than one year appears in	Number of repeat terms	Notes the officers that do not have an active	If no report at 12 months appears in red			
Exc Award (06/30/2016, 06/30/2019, 06/30/20																		
31698	DICKEYVILLE-KIELER L C	02/12/1976	Active	31	0	0	0	0.00%	31		10		2	P,S,T,M,VP SC	24+			
10622	DODGEVILLE INC	01/14/1972	Active	35	3	9	-6	-14.63%	41	11	5			P,S,T,M,VP SC	24		\$5,640.00	
Exc Award (06/30/2017, 06/30/2018, 06/30/20																		
10623	EDGERTON	11/12/1940	Active	62	8	8	0	0.00%	62	10	0		2	P,S,T,M,VP SC	0		\$1,240.00	
Exc Award (06/30/2018, 06/30/2021, 06/30/20																		
10625	EVANSVILLE	12/21/1925	Active	26	0	3	-3	-10.34%	29	11	7		8	P,S,T,M,VP SC	24+		\$500.00	
Exc Award (06/30/2018, 06/30/2019)																		
10626	FENNIMORE	03/28/1962	Active	9	0	0	0	0.00%	9		11		4	P,S,T,M,VP SC	24			
Exc Award (06/30/2021)																		
43345	FITCHBURG	01/20/1984	Active	15	2	5	-3	-16.67%	18	14	0		2	P,S,T,M,VP SC	0		\$100.00	
Exc Award (06/30/2017)																		
10628	HAZEL GREEN	02/20/1968	Active	9	0	0	0	0.00%	9		12		3	P,S,T,M,VP SC	20		\$50.00	
Exc Award (06/30/2016)																		
10629	HIGHLAND	10/01/1946	Active	41	1	0	1	2.50%	40		0			P,S,T,M,VP SC	12		\$250.00	
Exc Award (06/30/2016, 06/30/2017, 06/30/20																		
59630	IOWA-GRANT L C	05/23/1997	Cancelled(8*)	0	1	15	-14	-100.00%	14	15	0		None	P,S,T,M,VP SC	0	90+ Days		
10631	JANESVILLE	05/26/1922	Active	45	5	4	1	2.27%	44	3	1			P,S,T,M,VP SC	0			
Exc Award (06/30/2016, 06/30/2017, 06/30/20																		
44524	LAKE WISCONSIN	01/22/1985	Active	33	1	4	-3	-8.33%	36	7	0		2	P,S,T,M,VP SC	0		\$2,110.00	
Exc Award (06/30/2017, 06/30/2018, 06/30/20																		
10637	LANCASTER	06/04/1971	Active(1)	43	4	6	-2	-4.44%	45	9	0			P,S,T,M,VP SC	0		\$1,000.00	
Exc Award (06/30/2016, 06/30/2017, 06/30/20																		
10640	MADISON CENTRAL	05/04/1922	Active	23	1	2	-1	-4.17%	24	6	0		2	P,S,T,M,VP SC	9		\$715.00	
Exc Award (06/30/2016, 06/30/2018)																		
51825	MADISON EVENING	06/30/1991	Active	10	0	0	0	0.00%	10		0		2	P,S,T,M,VP SC	1			
Exc Award (06/30/2021)																		
146599	Madison Monona	06/09/2021	Active	20	4	1	3	17.65%	17	4	0			P,S,T,M,VP SC	0		\$360.00	
Exc Award (06/30/2023)																		



# Club Health Assessment for District 27 D1 through June 2025

			Status	Membership							Reports					Finance	LCIF
Club Number	Club Name	Charter Date		Current Member Count	YTD Members Added	YTD Members Dropped	YTD Net Growth	YTD Net Growth%	Member Count 12 Months Ago	Avg. length of service for dropped members	Months Since Last MMR ***	Yrs. Since Last Officer Report	President Rotation	Vice President Reported ****	Months Since Last Activity Report ***	Account Balance	Donations for current Fiscal Year
			Number of times on status quo within last two years	If below 15 members appears				If net loss is greater than 20% appears			If no report in 3 months appears in	When more than one year appears in	Number of repeat terms		Notes the officers that do not have an active	If no report at 12 months appears in red	
10641	MADISON WEST	01/29/1964	Active	28	0	2	-2	-6.67%	30	8	6		2	P,S,T,M,VP SC	0		\$1,000.00
	Exc Award (06/30/2018, 06/30/2023)																
36446	MARSHALL	01/03/1979	Active	77	5	6	-1	-1.28%	78	17	0			P,S,T,M,VP SC	0		\$1,110.00
	Exc Award (06/30/2016, 06/30/2017, 06/30/2020)																
10644	MAZOMANIE	03/20/1950	Active	38	2	5	-3	-7.32%	41	15	0			P,S,T,M,VP SC	0		
	Exc Award (06/30/2020)																
10642	MC FARLAND	12/12/1962	Active	56	4	5	-1	-1.75%	57	14	0			P,S,T,M,VP SC	0		\$4,775.00
	Exc Award (06/30/2016, 06/30/2017, 06/30/2020)																
146142	McFarland Lioness	06/01/2021	Active	37	5	2	3	8.82%	34	4	0		None	P,S,T,M,VP SC	0		\$510.00
	Exc Award (06/30/2024)																
46139	MIDDLETON	05/05/1986	Active	13	1	4	-3	-18.75%	16	18	4		2	P,S,T,M,VP SC	1		\$1,000.00
121783	Milton	04/03/2014	Active	9	0	4	-4	-30.77%	13	6	0		4	P,S,T,M,VP SC	10		
41972	MINERAL POINT	11/12/1982	Active	49	2	2	0	0.00%	49	7	0		2	P,S,T,M,VP SC	24+		\$20.00
	Exc Award (06/30/2020)																
10646	MONROE	06/11/1951	Active(1)	84	11	23	-12	-12.50%	96	16	0			P,S,T,M,VP SC	24+		\$500.00
	Exc Award (06/30/2017, 06/30/2019)																
36107	MONTICELLO	10/30/1978	Active	54	1	5	-4	-6.90%	58	3	3			P,S,T,M,VP SC	12		
	Exc Award (06/30/2016, 06/30/2018, 06/30/2020)																
10647	MOUNT HOREB	08/28/1957	Active	16	2	2	0	0.00%	16	29	0		2	P,S,T,M,VP SC	1		\$250.00
	Exc Award (06/30/2016, 06/30/2017, 06/30/2020)																
10649	MUSCODA	04/27/1966	Active	52	3	3	0	0.00%	52	20	1		3	P,S,T,M,VP SC	2		\$200.00
	Exc Award (06/30/2016, 06/30/2020, 06/30/2020)																
10651	NEW GLARUS	08/18/1941	Active	34	2	3	-1	-2.86%	35	7	1			P,S,T,M,VP SC	1		\$1,100.00
	Exc Award (06/30/2016, 06/30/2018, 06/30/2020)																
38585	OREGON-BROOKLYN L C	06/11/1980	Active	20	1	4	-3	-13.04%	23	11	0		2	P,S,T,M,VP SC	1		\$1,355.00
	Exc Award (06/30/2017, 06/30/2018, 06/30/2020)																
124548	Orfordville	04/07/2015	Active	9	0	0	0	0.00%	9		3		6	P,S,T,M,VP SC	23		
33312	PARDEEVILLE	02/18/1977	Active	51	8	10	-2	-3.77%	53	13	0			P,S,T,M,VP SC	0		
	Exc Award (06/30/2016, 06/30/2017, 06/30/2020)																





# Club Health Assessment for District 27 D1 through June 2025

			Status	Membership						Reports					Finance		LCIF
Club Number	Club Name	Charter Date		Current Member Count	YTD Members Added	YTD Members Dropped	YTD Net Growth	YTD Net Growth%	Member Count 12 Months Ago	Avg. length of service for dropped members	Months Since Last MMR ***	Yrs. Since Last Officer Report	President Rotation	Vice President Reported ****	Months Since Last Activity Report ***	Account Balance	Donations for current Fiscal Year
			Number of times on status quo within last two years	If below 15 members appears				If net loss is greater than 20% appears			If no report in 3 months appears in	When more than one year appears in	Number of repeat terms	Notes the officers that do not have an active	If no report at 12 months appears in red		
41164	PLATTEVILLE	04/19/1982	Active	8	0	0	0	0.00%	8		4		3	P,S,T,M,VP SC	24+		
	Exc Award (06/30/2016)																
10656	PORTAGE	10/10/1968	Active	11	1	7	-6	-35.29%	17	8	0			P,S,T,M,VP SC	1		\$100.00
	Exc Award (06/30/2016, 06/30/2018, 06/30/20																
46701	POTOSI TENNYSON	12/17/1986	Active	35	2	3	-1	-2.78%	36	2	0		6	P,S,T,M,VP SC	14		\$390.00
	Exc Award (06/30/2016, 06/30/2017, 06/30/20																
10660	SHULLSBURG	01/06/1947	Active	31	2	2	0	0.00%	31	5	0			P,S,T,M,VP SC	24+		
	Exc Award (06/30/2018)																
10665	STOUGHTON	12/21/1923	Active	44	7	5	2	4.76%	42	7	0		2	P,S,T,M,VP SC	0		\$3,020.00
	Exc Award (06/30/2016, 06/30/2020, 06/30/20																
10666	SUN PRAIRIE	09/26/1933	Active	79	10	10	0	0.00%	79	11	0			P,S,T,M,VP SC	0		\$1,600.00
	Exc Award (06/30/2019)																
89193	U W MADISON CAMPUS	08/30/2005	Active	8	8	3	5	166.67%	3	4	0			P,S,T,M,VP SC	24+		
	Exc Award (06/30/2016)																
46821	VERONA	01/05/1987	Active	29	1	1	0	0.00%	29	10	4		2	P,S,T,M,VP SC	1		\$400.00
	Exc Award (06/30/2016, 06/30/2017, 06/30/20																
38586	WAUNAKEE INC	06/29/1980	Active	32	1	10	-9	-21.95%	41	13	0		2	P,S,T,M,VP SC	5		\$1,000.00
	Exc Award (06/30/2016, 06/30/2017, 06/30/20																
10671	WEST GRANT	10/10/1963	Active	20	0	4	-4	-16.67%	24	21	7			P,S,T,M,VP SC	3		


Clubs Cancelled Previous Fiscal Year – Clubs Cancelled within last 12 months may be reinstated

Club Number	Club Name	Charter Date	Current Status*	Cancellation Date
10612	BELOIT NOON	11/23/1923	Cancelled(6*)	12/29/2023

Current Total Clubs Count	YTD New Clubs Count	YTD Cancelled Clubs Count	YTD Net Club Gain	Current Total Members Count	YTD Add	YTD Drop	YTD Net Growth	YTD Net Growth %	Member Count 12 Months Ago	Average Member Count Per Club	% of Clubs with less than 20 members	% No MMR in 3 Months	% No Officer Report in 12 Months	% of Clubs with balance 90+ days	Number of Clubs in Status Quo	% Status Quo Clubs in Financial Suspension	Number of Cancelled Clubs	Average Cancelled Club Age	Members Lost Due to Cancellation	% of Clubs Cancelled for Non-Financial Reasons
56	0	1	-1	1,996	139	230	-91	-4.36%	2,087	36	25%	32%	0%	0%	0	0%	1	128	15	0%



Club Health Assessment for District 27 D1 through June 2025

			Status	Membership						Reports					Finance	LCIF	
Club Number	Club Name	Charter Date		Current Member Count	YTD Members Added	YTD Members Dropped	YTD Net Growth	YTD Net Growth%	Member Count 12 Months Ago	Avg. length of service for dropped members	Months Since Last MMR ***	Yrs. Since Last Officer Report	President Rotation	Vice President Reported ****	Months Since Last Activity Report ***	Account Balance	Donations for current Fiscal Year
			Number of times on status quo within last two years	If below 15 members appears				If net loss is greater than 20% appears			If no report in 3 months appears in	When more than one year appears in	Number of repeat terms	Notes the officers that do not have an active	If no report at 12 months appears in red		




# Club Health Assessment for District 27 D2 through June 2025

			Status	Membership							Reports					Finance		LCIF
Club Number	Club Name	Charter Date		Current Member Count	YTD Members Added	YTD Members Dropped	YTD Net Growth	YTD Net Growth%	Member Count 12 Months Ago	Avg. length of service for dropped members	Months Since Last MMR ***	Yrs. Since Last Officer Report	President Rotation	Vice President Reported ****	Months Since Last Activity Report ***	Account Balance	Donations for current Fiscal Year	
			Number of times on status quo within last two years	If below 15 members appears				If net loss is greater than 20% appears			If no report in 3 months appears in	When more than one year appears in	Number of repeat terms	Notes the officers that do not have an active	If no report at 12 months appears in red			
Clubs less than two years old																		
155305	Buena Vista	08/14/2023	Active	23	1	2	-1	-4.17%	24	2	0		2	P,S,T,M,VP SC	9			
Clubs more than two years old																		
34829	BANGOR	12/28/1977	Active	76	8	5	3	4.11%	73	3	0			P,S,T,M,VP SC	2		\$2,000.00	
Exc Award (06/30/2019)																		
10610	BARABOO	08/03/1942	Active	33	2	0	2	6.45%	31		3		2	P,S,T,M,VP SC	12		\$800.00	
51176	BARRE CO-ED	01/04/1991	Active	32	3	0	3	10.34%	29		3		12	P,S,T,M,VP SC	1		\$250.00	
Exc Award (06/30/2022)																		
34944	BOAZ	01/23/1978	Active	20	5	1	4	25.00%	16	3	0		4	P,S,T,M,VP SC	17		\$150.00	
Exc Award (06/30/2022, 06/30/2023)																		
53073	BRICE PRAIRIE	05/07/1992	Active(1)	16	5	2	3	23.08%	13	7	3		3	P,S,T,M,VP SC	24+			
10615	CAMP DOUGLAS	05/26/1972	Active	21	0	1	-1	-4.55%	22	6	3		2	P,S,T,M,VP SC	24+			
10616	CASHTON	01/05/1949	Active	23	4	1	3	15.00%	20	9	4		14	P,S,T,M,VP SC	24+		\$175.00	
10618	COON VALLEY	03/14/1960	Active	57	3	1	2	3.64%	55	56	1			P,S,T,M,VP SC	4		\$10.00	
Exc Award (06/30/2022)																		
51826	DE SOTO AREA	06/19/1991	Active	21	2	2	0	0.00%	21	3	0		4	P,S,T,M,VP SC	0			
Exc Award (06/30/2022, 06/30/2024)																		
10624	ELROY	03/14/1952	Active	34	4	2	2	6.25%	32	6	1			P,S,T,M,VP SC	0		\$500.00	
Exc Award (06/30/2022)																		
29456	FRENCH ISLAND	06/25/1974	Active	9	0	0	0	0.00%	9		2			P,S,T,M,VP SC	24+		\$10.00	
10627	GAYS MILLS	06/16/1959	Active	20	1	7	-6	-23.08%	26	5	0		3	P,S,T,M,VP SC	24+		\$20.00	
Exc Award (06/30/2022)																		
35543	GENOA	05/09/1978	Active	15	0	1	-1	-6.25%	16	5	2		10	P,S,T,M,VP SC	24+		\$333.00	
Exc Award (06/30/2020)																		
45674	HILLSBORO	01/31/1986	Active	53	2	9	-7	-11.67%	60	5	0			P,S,T,M,VP SC	0		\$35.00	
Exc Award (06/30/2016, 06/30/2022)																		
10630	HOLMEN	02/29/1960	Active	27	4	1	3	12.50%	24	21	0	1	None	P,S,T,M,VP SC	24+		\$1,000.00	
45675	ITHACA	01/08/1986	Active	26	1	6	-5	-16.13%	31	9	0		None	P,S,T,M,VP SC	16		\$595.00	



# Club Health Assessment for District 27 D2 through June 2025

			Status	Membership							Reports					Finance	LCIF
Club Number	Club Name	Charter Date		Current Member Count	YTD Members Added	YTD Members Dropped	YTD Net Growth	YTD Net Growth%	Member Count 12 Months Ago	Avg. length of service for dropped members	Months Since Last MMR ***	Yrs. Since Last Officer Report	President Rotation	Vice President Reported ****	Months Since Last Activity Report ***	Account Balance	Donations for current Fiscal Year
			Number of times on status quo within last two years	If below 15 members appears				If net loss is greater than 20% appears			If no report in 3 months appears in	When more than one year appears in	Number of repeat terms	Notes the officers that do not have an active	If no report at 12 months appears in red		
10632	KENDALL	10/14/1948	Active	28	1	3	-2	-6.67%	30	14	9			P,S,T,M,VP SC	14		\$550.00
10633	LA CROSSE	11/20/1952	Active	54	7	22	-15	-21.74%	69	8	0			P,S,T,M,VP SC	1		\$1,060.00
	Exc Award (06/30/2018, 06/30/2022, 06/30/20																
10635	LA FARGE	02/13/1973	Active	40	1	4	-3	-6.98%	43	20	4			P,S,T,M,VP SC	14		\$280.00
	Exc Award (06/30/2021, 06/30/2022)																
10636	LAKE DELTON	05/21/1951	Active	12	2	1	1	9.09%	11	5	0		7	P,S,T,M,VP SC	1		\$325.00
	Exc Award (06/30/2021)																
10643	MAUSTON	03/12/1968	Active	51	17	4	13	34.21%	38	9	2		9	P,S,T,M,VP SC	1		\$1,550.00
	Exc Award (06/30/2022, 06/30/2023, 06/30/20																
10645	MINDORO	05/28/1968	Active	43	0	6	-6	-12.24%	49	6	9		None	P,S,T,M,VP SC	20		\$120.00
	Exc Award (06/30/2022, 06/30/2023, 06/30/20																
37039	MORMON COULEE L C	05/04/1979	Active	31	3	4	-1	-3.13%	32	4	3			P,S,T,M,VP SC	14		\$300.00
	Exc Award (06/30/2020, 06/30/2022)																
10650	NECEDAH	10/26/1972	Active	19	2	8	-6	-24.00%	25	10	0		2	P,S,T,M,VP SC	2		\$500.00
	Exc Award (06/30/2022)																
10652	NEW LISBON	11/16/1959	Active	47	5	2	3	6.82%	44	4	0		3	P,S,T,M,VP SC	2		\$370.00
	Exc Award (06/30/2022, 06/30/2024)																
38287	NORTH BEND	04/23/1980	Active	15	1	1	0	0.00%	15	7	0			P,S,T,M,VP SC	14		\$25.00
10653	NORWALK	01/08/1952	Active	34	0	1	-1	-2.86%	35	4	0			P,S,T,M,VP SC	N/R		
10654	ONALASKA	05/29/1952	Active	20	5	2	3	17.65%	17	0	4			P,S,T,M,VP SC	22		\$360.00
	Exc Award (06/30/2022)																
10655	PLAIN	06/20/1950	Active	44	5	3	2	4.76%	42	17	0			P,S,T,M,VP SC	8		\$50.00
42534	PRAIRIE DU CHIEN	04/14/1983	Active	13	0	0	0	0.00%	13		4		6	P,S,T,M,VP SC	19		\$150.00
	Exc Award (06/30/2022)																
10658	REEDSBURG	04/23/1951	Active	65	3	5	-2	-2.99%	67	9	0		7	P,S,T,M,VP SC	7		\$500.00
10659	RICHLAND CENTER	09/14/1942	Active	15	0	1	-1	-6.25%	16	43	0			P,S,T,M,VP SC	0		\$750.00
	Exc Award (06/30/2018, 06/30/2021)																
10657	SAUK PRAIRIE L C	03/25/1947	Active	30	3	3	0	0.00%	30	4	0		2	P,S,T,M,VP SC	22		\$1,000.00



# Club Health Assessment for District 27 D2 through June 2025

			Status	Membership							Reports					Finance		LCIF
Club Number	Club Name	Charter Date		Current Member Count	YTD Members Added	YTD Members Dropped	YTD Net Growth	YTD Net Growth%	Member Count 12 Months Ago	Avg. length of service for dropped members	Months Since Last MMR ***	Yrs. Since Last Officer Report	President Rotation	Vice President Reported ****	Months Since Last Activity Report ***	Account Balance	Donations for current Fiscal Year	
			Number of times on status quo within last two years	If below 15 members appears				If net loss is greater than 20% appears			If no report in 3 months appears in	When more than one year appears in	Number of repeat terms	Notes the officers that do not have an active	If no report at 12 months appears in red			
Exc Award (06/30/2022, 06/30/2023)																		
47287	SENECA	04/30/1987	Active	13	0	0	0	0.00%	13		10		2	P,S,T,M,VP SC	0		\$200.00	
Exc Award (06/30/2022, 06/30/2023)																		
10661	SOLDIERS GROVE	11/20/1951	Active	9	1	1	0	0.00%	9	1	3		7	P,S,T,M,VP SC	0		\$560.00	
10662	SPARTA	10/19/1961	Active	37	6	13	-7	-15.91%	44	3	0			P,S,T,M,VP SC	6		\$2,085.00	
Exc Award (06/30/2024)																		
10663	SPRING GREEN	11/28/1949	Active	54	2	3	-1	-1.82%	55	19	1			P,S,T,M,VP SC	8		\$300.00	
Exc Award (06/30/2023, 06/30/2024)																		
33662	ST JOSEPH'S RIDGE L C	04/30/1977	Active	105	13	6	7	7.14%	98	10	0			P,S,T,M,VP SC	0		\$220.00	
Exc Award (06/30/2018, 06/30/2021, 06/30/2022)																		
10664	STODDARD	02/24/1970	Active	39	10	4	6	18.18%	33	5	3		3	P,S,T,M,VP SC	14		\$515.00	
Exc Award (06/30/2021, 06/30/2022, 06/30/2023)																		
10667	TOMAH	02/17/1930	Active	47	6	12	-6	-11.32%	53	25	0			P,S,T,M,VP SC	2		\$360.00	
Exc Award (06/30/2019, 06/30/2022)																		
10669	VIROQUA	10/30/1947	Active	61	10	7	3	5.17%	58	4	3			P,S,T,M,VP SC	2		\$1,155.00	
Exc Award (06/30/2022)																		
44827	WARRENS	04/29/1985	Active	23	0	0	0	0.00%	23		10			P,S,T,M,VP SC	9		\$220.00	
Exc Award (06/30/2022)																		
43866	WAUZEKA	05/18/1984	Active	19	0	0	0	0.00%	19		7		2	P,S,T,M,VP SC	24+			
Exc Award (06/30/2022)																		
10672	WEST SALEM	10/13/1948	Active	57	8	4	4	7.55%	53	13	1		2	P,S,T,M,VP SC	0		\$2,220.00	
Exc Award (06/30/2022)																		
10670	WESTBY	09/01/1959	Active	10	3	11	-8	-44.44%	18	10	0			P,S,T,M,VP SC	0			
Exc Award (06/30/2022)																		
123231	Wonewoc Area	10/16/2014	Active	34	8	1	7	25.93%	27	1	2			P,S,T,M,VP SC	0		\$710.00	
Exc Award (06/30/2024)																		



## Club Health Assessment for District 27 D2 through June 2025

Club Number			Club Name			Charter Date			Status					Membership					Reports					Finance		LCIF
									Current Member Count	YTD Members Added	YTD Members Dropped	YTD Net Growth	YTD Net Growth%	Member Count 12 Months Ago	Avg. length of service for dropped members	Months Since Last MMR ***	Yrs. Since Last Officer Report	President Rotation	Vice President Reported ****	Months Since Last Activity Report ***	Account Balance	Donations for current Fiscal Year				
									Number of times on status quo within last two years	If below 15 members appears			If net loss is greater than 20% appears			If no report in 3 months appears in			When more than one year appears in	Number of repeat terms	Notes the officers that do not have an active		If no report at 12 months appears in red			
Current Total Clubs Count	YTD New Clubs Count	YTD Cancelled Clubs Count	YTD Net Club Gain	Current Total Members Count	YTD Add	YTD Drop	YTD Net Growth	YTD Net Growth %	Member Count 12 Months Ago	Average Member Count Per Club	% of Clubs with less than 20 members	% No MMR in 3 Months	% No Officer Report in 12 Months	% of Clubs with balance 90+ days	Number of Clubs in Status Quo	% Status Quo Clubs in Financial Suspension	Number of Cancelled Clubs	Average Cancelled Club Age	Members Lost Due to Cancellation	% of Clubs Cancelled for Non-Financial Reasons						
47	0	0	0	1,575	167	173	-6	-0.38%	1,581	34	26%	36%	2%	0%	0	0%	0	0	0	0%						

\* - P - Priority Club. Cancellation Reasons: 1-Objectives/conduct, 2-Non-active club, 5-Non-existing club, 6-Disbanding, 7-Merger, 8-Financial Suspension, 9-District/Multiple District Dues.


\*\* - Abbreviation: P-President, S-Secretary, T-Treasurer, M-Member Chairperson, VP-First Vice President, MC-Communications Chairperson, SC-Service Chairperson

\*\*\* - Abbreviation: N/R - Never reported using the Lions Clubs website, N/A - Not applicable, No password registered for the Lions Clubs website.

\*\*\*\* - Abbreviation: N - New, IP - Immediate Past, R - Repeat.



# Club Health Assessment for District 27 E1 through June 2025

			Status	Membership							Reports					Finance	LCIF
Club Number	Club Name	Charter Date		Current Member Count	YTD Members Added	YTD Members Dropped	YTD Net Growth	YTD Net Growth%	Member Count 12 Months Ago	Avg. length of service for dropped members	Months Since Last MMR ***	Yrs. Since Last Officer Report	President Rotation	Vice President Reported ****	Months Since Last Activity Report ***	Account Balance	Donations for current Fiscal Year
			Number of times on status quo within last two years	If below 15 members appears				If net loss is greater than 20% appears			If no report in 3 months appears in	When more than one year appears in	Number of repeat terms	Notes the officers that do not have an active	If no report at 12 months appears in red		
Clubs more than two years old																	
38899	AMERY	09/03/1980	Active	57	8	20	-12	-17.39%	69	7	0			P,S,T,M,VP SC	1		\$1,050.00
Exc Award (06/30/2022, 06/30/2023, 06/30/2024)																	
10679	BIRCHWOOD	02/11/1961	Active	29	4	6	-2	-6.45%	31	1	0		3	P,S,T,M,VP SC	0		
43867	BLOOMER	05/31/1984	Active	16	0	0	0	0.00%	16		18		3	P,S,T,M,VP SC	24+		\$1,000.00
10682	BOYD	05/08/1951	Active	28	4	0	4	16.67%	24		0		None	P,S,T,M,VP SC	9	90+ Days	
67699	BRUCE BLUE HILLS	04/14/2003	Active	19	6	6	0	0.00%	19	7	3		4	P,S,T,M,VP SC	24+		
10683	BRULE RIVER	07/30/1958	Active	35	4	2	2	6.06%	33	26	0		4	P,S,T,M,VP SC	10		\$550.00
10684	CADOTT	10/02/1947	Active	40	1	0	1	2.56%	39		2			P,S,T,M,VP SC	1		\$1,257.00
Exc Award (06/30/2023)																	
56253	CHEQUAMEGON	11/17/1994	Active	54	14	3	11	25.58%	43	9	0			P,S,T,M,VP SC	1		\$300.00
10686	CHETEK	12/05/1967	Active(1)	58	6	2	4	7.41%	54	12	0			P,S,T,M,VP SC	11		\$625.00
Exc Award (06/30/2023, 06/30/2024)																	
10687	CHIPPEWA FALLS	05/03/1956	Active	66	14	1	13	24.53%	53	7	0			P,S,T,M,VP SC	0		\$1,000.00
Exc Award (06/30/2023, 06/30/2024)																	
10688	CLAYTON	12/08/1965	Active	19	2	1	1	5.56%	18	10	2			P,S,T,M,VP SC	5		\$100.00
10689	CLEAR LAKE	09/26/1966	Active	24	2	2	0	0.00%	24	12	0		2	P,S,T,M,VP SC	0		\$100.00
10691	CORNELL	06/25/1931	Active	19	0	2	-2	-9.52%	21	24	5		20	P,S,T,M,VP SC	24+		\$1,500.00
63348	DRESSER	06/26/2000	Active	10	0	3	-3	-23.08%	13	6	3		3	P,S,T,M,VP SC	0		\$1,400.00
Exc Award (06/30/2023)																	
10699	FREDERIC	01/10/1974	Active	16	0	2	-2	-11.11%	18	44	1			P,S,T,M,VP SC	1		\$100.00
30716	GRANTSBURG	05/13/1975	Active	10	0	1	-1	-9.09%	11	1	6			P,S,T,M,VP SC	6		\$30.00
10702	HAWKINS	12/06/1950	Active	20	7	0	7	53.85%	13		1			P,S,T,M,VP SC	9		
10703	HAYWARD	03/07/1963	Active(1)	46	3	1	2	4.55%	44	37	2			P,S,T,M,VP SC	3		\$4,210.00
10705	JIM FALLS	01/05/1960	Active	60	6	11	-5	-7.69%	65	10	0			P,S,T,M,VP SC	0		\$4,220.00
Exc Award (06/30/2024)																	
10707	LADYSMITH	12/12/1968	Active	30	2	11	-9	-23.08%	39	11	0		2	P,S,T,M,VP SC	4		\$200.00



# Club Health Assessment for District 27 E1 through June 2025

			Status	Membership							Reports					Finance	LCIF
Club Number	Club Name	Charter Date		Current Member Count	YTD Members Added	YTD Members Dropped	YTD Net Growth	YTD Net Growth%	Member Count 12 Months Ago	Avg. length of service for dropped members	Months Since Last MMR ***	Yrs. Since Last Officer Report	President Rotation	Vice President Reported ****	Months Since Last Activity Report ***	Account Balance	Donations for current Fiscal Year
			Number of times on status quo within last two years	If below 15 members appears				If net loss is greater than 20% appears			If no report in 3 months appears in	When more than one year appears in	Number of repeat terms	Notes the officers that do not have an active	If no report at 12 months red		
10708	LAKE HOLCOMBE L C	11/09/1972	Active	73	4	7	-3	-3.95%	76	15	0		2	P,S,T,M,VP SC	2		
10710	LAKE WISSOTA L C	07/11/1973	Active	31	1	7	-6	-16.22%	37	13	0		None	P,S,T,M,VP SC	1		\$1,170.00
10711	LUCK	11/14/1960	Active	47	3	4	-1	-2.08%	48	14	0			P,S,T,M,VP SC	0		\$1,000.00
Exc Award (06/30/2018)																	
38958	OSCEOLA AREA	10/28/1980	Active	30	0	0	0	0.00%	30		10			P,S,T,M,VP SC	8		
38900	PATTISON PARK AREA L C	09/29/1980	Active	38	9	4	5	15.15%	33	1	1		2	P,S,T,M,VP SC	0		\$1,480.00
10719	POPLAR WENTWORTH	11/12/1963	Active	6	0	0	0	0.00%	6		14		6	P,S,T,M,VP SC	1		\$150.00
10720	PRAIRIE FARM AREA	12/04/1967	Active	39	1	0	1	2.63%	38		1		7	P,S,T,M,VP SC	24+		\$600.00
10721	RICE LAKE	10/30/1967	Active	44	1	1	0	0.00%	44	26	5			P,S,T,M,VP SC	15		
Exc Award (06/30/2017)																	
57477	SEELEY	11/07/1995	Active	37	6	5	1	2.78%	36	10	0		4	P,S,T,M,VP SC	24+		
10725	SHELL LAKE	01/21/1960	Active	58	8	11	-3	-4.92%	61	14	0			P,S,T,M,VP SC	16		\$1,000.00
Exc Award (06/30/2017)																	
10726	SIREN	05/26/1969	Active	23	0	1	-1	-4.17%	24	46	2			P,S,T,M,VP SC	24+		
Exc Award (06/30/2016, 06/30/2018)																	
10727	SOLON SPRINGS	05/10/1956	Active	26	0	3	-3	-10.34%	29	4	0			P,S,T,M,VP SC	21		\$200.00
10728	SPOONER-TREGO L C	09/21/1972	Active	31	4	3	1	3.33%	30	17	1		None	P,S,T,M,VP SC	13		\$100.00
10700	ST CROIX FALLS	03/25/1952	Active	20	0	0	0	0.00%	20		0		2	P,S,T,M,VP SC	1		\$450.00
Exc Award (06/30/2023)																	
10730	STANLEY	04/09/1946	Active	35	1	1	0	0.00%	35	10	10			P,S,T,M,VP SC	2		\$700.00
10732	STONE LAKE	01/12/1970	Active	16	1	7	-6	-27.27%	22	8	0			P,S,T,M,VP SC	3		
10735	TILDEN	12/04/1973	Active	35	0	4	-4	-10.26%	39	34	0			P,S,T,M,VP SC	6		
Exc Award (06/30/2018)																	
10737	TURTLE LAKE	05/01/1952	Active	54	4	1	3	5.88%	51	9	7		2	P,S,T,M,VP SC	6		\$200.00
Exc Award (06/30/2016, 06/30/2018)																	
145762	Turtle Lake Area Lioness	03/23/2021	Active	13	0	0	0	0.00%	13		13		5	P,S,T,M,VP SC	15		
10685	UNITY AREA	06/10/1957	Active	15	0	0	0	0.00%	15		14			P,S,T,M,VP SC	14		





# Club Health Assessment for District 27 E1 through June 2025

			Status	Membership						Reports				Finance	LCIF		
Club Number	Club Name	Charter Date		Current Member Count	YTD Members Added	YTD Members Dropped	YTD Net Growth	YTD Net Growth%	Member Count 12 Months Ago	Avg. length of service for dropped members	Months Since Last MMR ***	Yrs. Since Last Officer Report	President Rotation	Vice President Reported ****	Months Since Last Activity Report ***	Account Balance	Donations for current Fiscal Year
			Number of times on status quo within last two years	If below 15 members appears				If net loss is greater than 20% appears			If no report in 3 months appears in	When more than one year appears in	Number of repeat terms	Notes the officers that do not have an active	If no report at 12 months appears in red		
43346	WANDEROOS	01/16/1984	Active	8	2	0	2	33.33%	6		2		9	P,S,T,M,VP SC	0		\$1,000.00
	Exc Award (06/30/2024)																
10738	WEBSTER	12/13/1966	Active	35	3	11	-8	-18.60%	43	2	3			P,S,T,M,VP SC	15		
30350	WINTER & AREA L C	03/13/1975	Active	27	4	2	2	8.00%	25	2	0			P,S,T,M,VP SC	0		\$1,000.00
	Exc Award (06/30/2024)																

Clubs Cancelled Previous Fiscal Year – Clubs Cancelled within last 12 months may be reinstated

Club Number	Club Name	Charter Date	Current Status*	Cancellation Date
28176	DANBURY	03/26/1974	Cancelled(8*)	06/29/2024

Current Total Clubs Count	YTD New Clubs Count	YTD Cancelled Clubs Count	YTD Net Club Gain	Current Total Members Count	YTD Add	YTD Drop	YTD Net Growth	YTD Net Growth %	Member Count 12 Months Ago	Average Member Count Per Club	% of Clubs with less than 20 members	% No MMR in 3 Months	% No Officer Report in 12 Months	% of Clubs with balance 90+ days	Number of Clubs in Status Quo	% Status Quo Clubs in Financial Suspension	Number of Cancelled Clubs	Average Cancelled Club Age	Members Lost Due to Cancellation	% of Clubs Cancelled for Non-Financial Reasons
43	0	0	0	1,397	135	146	-11	-0.78%	1,408	32	28%	30%	0%	2%	0	0%	0	0	0	0%

\* - P - Priority Club. Cancellation Reasons: 1-Objectives/conduct, 2-Non-active club, 5-Non-existing club, 6-Disbanding, 7-Merger, 8-Financial Suspension, 9-District/Multiple District Dues.

\*\* - Abbreviation: P-President, S-Secretary, T-Treasurer, M-Member Chairperson, VP-First Vice President, MC-Communications Chairperson, SC-Service Chairperson

\*\*\* - Abbreviation: N/R - Never reported using the Lions Clubs website, N/A - Not applicable, No password registered for the Lions Clubs website.

\*\*\*\* - Abbreviation: N - New, IP - Immediate Past, R - Repeat.



# Club Health Assessment for District 27 E2 through June 2025

			Status	Membership							Reports					Finance		LCIF
Club Number	Club Name	Charter Date		Current Member Count	YTD Members Added	YTD Members Dropped	YTD Net Growth	YTD Net Growth%	Member Count 12 Months Ago	Avg. length of service for dropped members	Months Since Last MMR ***	Yrs. Since Last Officer Report	President Rotation	Vice President Reported ****	Months Since Last Activity Report ***	Account Balance	Donations for current Fiscal Year	
			Number of times on status quo within last two years	If below 15 members appears			If net loss is greater than 20% appears				If no report in 3 months appears in	When more than one year appears in	Number of repeat terms	Notes the officers that do not have an active	If no report at 12 months appears in red			
Clubs less than two years old																		
179099	Chippewa Valley Emerging Leaders	02/13/2025	Active	22	23	1	22	100.00%	0	0	3			P,S,T,M,VP SC	3	90+ Days	\$30.00	
Clubs more than two years old																		
10674	ALMA	03/21/1968	Active	11	0	2	-2	-15.38%	13	21	3		4	P,S,T,M,VP SC	8		\$500.00	
10675	ALMA CENTER	01/30/1967	Active	32	2	1	1	3.23%	31	16	5		4	P,S,T,M,VP SC	0			
10676	ALTOONA	02/21/1961	Active	88	14	5	9	11.39%	79	11	1			P,S,T,M,VP SC	1	90+ Days	\$5,705.00	
10677	ARCADIA	07/17/1951	Active	48	0	3	-3	-5.88%	51	8	0		6	P,S,T,M,VP SC	3		\$1,000.00	
10678	AUGUSTA	11/20/1939	Active	53	4	6	-2	-3.64%	55	27	0		None	P,S,T,M,VP SC	1			
10680	BLACK RIVER FALLS	10/08/1937	Active	47	6	4	2	4.44%	45	12	1			P,S,T,M,VP SC	0		\$3,250.00	
10681	BLAIR	03/24/1958	Cancelled(8*)	0	0	11	-11	-100.00%	11	19	0		None	P,S,T,M,VP SC	18	90+ Days		
53356	BOYCEVILLE	06/15/1992	Active	15	1	5	-4	-21.05%	19	6	7		7	P,S,T,M,VP SC	1			
64949	CLEGHORN	01/18/2002	Active	79	2	3	-1	-1.25%	80	7	1		2	P,S,T,M,VP SC	1		\$4,740.00	
Exc Award (06/30/2018, 06/30/2023)																		
10690	COCHRANE BUFFALO CITY	04/18/1967	Active	4	0	0	0	0.00%	4		28		2	P,S,T,M,VP SC	N/A			
31431	DEER PARK	12/22/1975	Active	18	0	0	0	0.00%	18		4			P,S,T,M,VP SC	4			
10692	DURAND	03/08/1965	Active	22	1	1	0	0.00%	22	54	6		2	P,S,T,M,VP SC	3			
37795	EAU CLAIRE EVE	12/06/1979	Active	20	4	3	1	5.26%	19	14	1			P,S,T,M,VP SC	11		\$530.00	
43145	EAU CLAIRE SEYMOUR	11/22/1983	Active	47	1	3	-2	-4.08%	49	37	3			P,S,T,M,VP SC	0		\$120.00	
Exc Award (06/30/2024)																		
39868	ELEVA STRUM AREA	05/19/1981	Active	17	1	2	-1	-5.56%	18	14	3		4	P,S,T,M,VP SC	0		\$5.00	
33020	ELK MOUND	11/18/1976	Active	17	0	1	-1	-5.56%	18	48	0			P,S,T,M,VP SC	0		\$450.00	
Exc Award (06/30/2022)																		
10694	ELLSWORTH	10/20/1930	Active	36	1	4	-3	-7.69%	39	3	0			P,S,T,M,VP SC	0		\$1,020.00	
Exc Award (06/30/2023, 06/30/2024)																		
10695	ETTRICK	07/18/1951	Active	47	4	1	3	6.82%	44	12	2		2	P,S,T,M,VP SC	0			
10696	FAIRCHILD	11/14/1968	Active	26	0	3	-3	-10.34%	29	24	3		2	P,S,T,M,VP SC	3		\$390.00	



# Club Health Assessment for District 27 E2 through June 2025

			Status	Membership							Reports					Finance		LCIF
Club Number	Club Name	Charter Date		Current Member Count	YTD Members Added	YTD Members Dropped	YTD Net Growth	YTD Net Growth%	Member Count 12 Months Ago	Avg. length of service for dropped members	Months Since Last MMR ***	Yrs. Since Last Officer Report	President Rotation	Vice President Reported ****	Months Since Last Activity Report ***	Account Balance	Donations for current Fiscal Year	
			Number of times on status quo within last two years	If below 15 members appears				If net loss is greater than 20% appears			If no report in 3 months appears in	When more than one year appears in	Number of repeat terms	Notes the officers that do not have an active	If no report at 12 months appears in red			
10697	FALL CREEK	03/22/1954	Active	49	4	9	-5	-9.26%	54	15	0			P,S,T,M,VP SC	2		\$1,500.00	
10698	FOUNTAIN CITY	09/07/1951	Active	25	1	1	0	0.00%	25	51	0			P,S,T,M,VP SC	18			
60728	FOUNTAIN CITY FARM FEST	05/05/1998	Cancelled(6*)	0	0	13	-13	-100.00%	13	22	6		None	P,S,T,M,VP SC	21			
10701	GALESVILLE	08/12/1946	Active	40	0	1	-1	-2.44%	41	16	0			P,S,T,M,VP SC	5		\$380.00	
Exc Award (06/30/2024)																		
39526	GLEN HILLS L C	03/03/1981	Active	28	0	0	0	0.00%	28		3			P,S,T,M,VP SC	5			
Exc Award (06/30/2022)																		
41886	HAMMOND	10/22/1982	Active	26	1	5	-4	-13.33%	30	11	1		5	P,S,T,M,VP SC	2			
46822	HUDSON	01/23/1987	Active	33	3	3	0	0.00%	33	4	0		3	P,S,T,M,VP SC	1		\$540.00	
Exc Award (06/30/2021, 06/30/2022, 06/30/2023)																		
10704	INDEPENDENCE	08/08/1951	Active	51	5	7	-2	-3.77%	53	14	0		2	P,S,T,M,VP SC	0		\$3,220.00	
Exc Award (06/30/2018, 06/30/2019)																		
10712	MENOMONIE	10/16/1946	Active	99	4	7	-3	-2.94%	102	3	0			P,S,T,M,VP SC	0		\$3,585.00	
Exc Award (06/30/2022, 06/30/2023)																		
28018	MERRILLAN	02/14/1974	Active	7	3	1	2	40.00%	5	18	4		3	P,S,T,M,VP SC	6			
10714	MONDOVI	04/29/1959	Active	31	0	0	0	0.00%	31		13		4	P,S,T,M,VP SC	2		\$980.00	
28019	OSSEO	02/15/1974	Active	24	1	4	-3	-11.11%	27	4	0		2	P,S,T,M,VP SC	0		\$50.00	
10715	PEPIN	08/24/1972	Active	15	0	4	-4	-21.05%	19	26	4		2	P,S,T,M,VP SC	19			
10716	PIGEON FALLS	05/31/1960	Active	40	5	4	1	2.56%	39	19	1		11	P,S,T,M,VP SC	1		\$260.00	
Exc Award (06/30/2024)																		
10717	PLEASANTVILLE	10/31/1968	Active	20	0	0	0	0.00%	20		3			P,S,T,M,VP SC	23			
10718	PLUM CITY	03/13/1967	Active	32	3	1	2	6.67%	30	22	4			P,S,T,M,VP SC	8		\$1,100.00	
38959	PRESCOTT	10/20/1980	Active	18	0	3	-3	-14.29%	21	25	1		2	P,S,T,M,VP SC	17		\$390.00	
10722	RIVER FALLS	11/22/1937	Active	73	4	9	-5	-6.41%	78	18	0			P,S,T,M,VP SC	0		\$1,075.00	
10723	ROBERTS	01/10/1959	Active	72	2	4	-2	-2.70%	74	8	0			P,S,T,M,VP SC	1		\$1,460.00	
Exc Award (06/30/2021)																		
105716	SOMERSET	06/05/2009	Active(1)	27	1	2	-1	-3.57%	28	4	5			P,S,T,M,VP SC	0			



# Club Health Assessment for District 27 E2 through June 2025

			Status		Membership						Reports					Finance		LCIF		
Club Number	Club Name	Charter Date			Current Member Count	YTD Members Added	YTD Members Dropped	YTD Net Growth	YTD Net Growth%	Member Count 12 Months Ago	Avg. length of service for dropped members	Months Since Last MMR ***	Yrs. Since Last Officer Report	President Rotation	Vice President Reported ****	Months Since Last Activity Report ***	Account Balance	Donations for current Fiscal Year		
			Number of times on status quo within last two years		If below 15 members appears				If net loss is greater than 20% appears			If no report in 3 months appears in	When more than one year appears in	Number of repeat terms		Notes the officers that do not have an active	If no report at 12 months appears in red			
Exc Award (06/30/2022, 06/30/2024)																				
10729	SPRING VALLEY	10/21/1947	Active		27	0	0	0	0.00%	27		4		None	P,S,T,M,VP SC	20				
10736	TREMPEALEAU	06/19/1972	Active		88	8	3	5	6.02%	83	3	1			P,S,T,M,VP SC	5		\$20.00		
55081	WAUMANDEE AREA	12/01/1993	Active		23	0	3	-3	-11.54%	26	18	1		3	P,S,T,M,VP SC	2				
10739	WHITEHALL	07/01/1946	Active		15	1	1	0	0.00%	15	21	1		3	P,S,T,M,VP SC	2		\$280.00		
10740	WOODVILLE	01/03/1952	Active		56	6	0	6	12.00%	50		2			P,S,T,M,VP SC	1		\$200.00		
Exc Award (06/30/2021)																				
Current Total Clubs Count	YTD New Clubs Count	YTD Cancelled Clubs Count	YTD Net Club Gain	Current Total Members Count	YTD Add	YTD Drop	YTD Net Growth	YTD Net Growth %	Member Count 12 Months Ago	Average Member Count Per Club	% of Clubs with less than 20 members	% No MMR in 3 Months	% No Officer Report in 12 Months	% of Clubs with balance 90+ days	Number of Clubs in Status Quo	% Status Quo Clubs in Financial Suspension	Number of Cancelled Clubs	Average Cancelled Club Age	Members Lost Due to Cancellation	% of Clubs Cancelled for Non-Financial Reasons
43	1	2	-1	1,568	116	144	-28	-1.75%	1,596	36	23%	42%	0%	5%	0	0%	2	47	24	50%

\* - P - Priority Club. Cancellation Reasons: 1-Objectives/conduct, 2-Non-active club, 5-Non-existing club, 6-Disbanding, 7-Merger, 8-Financial Suspension, 9-District/Multiple District Dues.

\*\* - Abbreviation: P-President, S-Secretary, T-Treasurer, M-Member Chairperson, VP-First Vice President, MC-Communications Chairperson, SC-Service Chairperson

\*\*\* - Abbreviation: N/R - Never reported using the Lions Clubs website, N/A - Not applicable, No password registered for the Lions Clubs website.

\*\*\*\* - Abbreviation: N - New, IP - Immediate Past, R - Repeat.